



wais

ANNUAL REPORT 2023

WESTERN AUSTRALIAN INSTITUTE *of* SPORT

Forewords	Message from the Premier	1
	Chair's Report	2
	Chief Executive Officer's Report	4
Goals & Strategy	Purpose & Vision	6
	2023 In Review	7
	World Championships 2023	8
Organisation	WAIS Board	10
	WAIS Organisation Structure	13
	WAIS Annual Awards	14
	WA Hall of Champions	16
Performance Enhancement	Podium	18
	National	20
	Pathway	22
People & Community	Human Resources	24
	Corporate Communications	26
	WAIS in the Community	28
Research	High Performance Sport Research Centre	30
Corporate Services	Corporate Services	32
	Performance Systems & Analytics	34
	Partners	37
Financial	Financial Statements	38



The Western Australian Institute of Sport respectfully acknowledges Aboriginal people as the Traditional Custodians of the lands on which we deliver our programs to the communities throughout Western Australia. We acknowledge their enduring connection to the lands, waterways and communities and pay our respects to Elders past, present and emerging.

Front cover: Nina Kennedy



Neasa Flynn

MESSAGE FROM THE PREMIER

As the Patron of the Western Australian Institute of Sport, I take pride in our commitment to fostering talent in Western Australia and providing a clear pathway for our athletes to thrive on the world stage.



A WAIS athlete's journey is one of dedication and passion that drives them from grassroots level to the pinnacle of their sporting careers.

Western Australia is a very proud and successful sporting state, with sport being engrained in our DNA from the community level through to the elite. The power of sport brings communities together and we are filled with pride when we witness our home-grown talent performing on the world stage.

I congratulate all WAIS athletes for their efforts and performances in 2023. Your dedication and achievements have made us proud and reinforced Western Australia's reputation as a powerhouse in high-performance sports.

As we look forward to the challenges and triumphs that 2024 will hold, the spotlight will undoubtedly be on preparation for the 2024 Paris Olympics and Paralympics. The journey towards this prestigious event will demand dedication, discipline and teamwork, qualities that define our athletes and make us proud to support them.

I acknowledge the important support WAIS receives from its strategic partners, including the Department of Local Government, Sport and Cultural Industries, Lotterywest, VenuesWest and the Australian Institute of Sport.

On behalf of all Western Australians, I extend my best wishes to WAIS and the exceptional Western Australian athletes representing Australia at the 2024 Paris Olympics and Paralympics.

Hon Roger Cook MLA | Premier of Western Australia

CHAIR'S REPORT

Dear members of the WAIS community, It is my honour to address you as the newly appointed Chair of the Board for the Western Australian Institute of Sport (WAIS).



As we reflect on the remarkable journey of 2023, I am filled with admiration for the resilience and dedication demonstrated by our athletes, coaches, staff, and the broader WAIS community. The efforts by athletes in particular, many of whom hold jobs or who are studying, is truly inspirational. The life of a high performance athlete, whether an individual or in a team, can be lonely and challenging. But their dedication and commitment is inspiring.

In reviewing the year, it is imperative to acknowledge the outstanding achievements of our athletes. Three names that shone brightly on the sporting stage in 2023 include Nina Kennedy, Matt Wearn, and Jai Hindley. Nina's rise to World

Champion, Matt's sailing triumphs, and Jai's cycling prowess are beacons of inspiration for our aspiring athletes. These accomplishments not only bring pride to Western Australia, but also exemplify the caliber of talent cultivated by WAIS.

I extend a warm welcome to the new Board Members appointed by Minister Templeman, signaling a new era for WAIS. As we look to embrace this transition, I wish to express gratitude to the outgoing board members and staff for their dedicated service. Their contributions have played a crucial role in a difficult time for the organisation. It is with a spirit of continuity and evolution that we move forward, committed to building on past successes and addressing the challenges that lie ahead.

To our athletes and staff, I want to provide assurance that the Board is steadfast in its commitment to ensuring a strong and successful WAIS. In the face of some adversity, your commitment has been unwavering. The principles guiding the Board can be summarised as Stability, Strengthening, and Performance. We acknowledge the challenges faced, and while the job is most definitely not done, significant strides have been taken to lay a foundation for sustained success.

Since the formation of the new Board, our primary focus has been on addressing many significant outstanding matters and stabilising the organisation. Key initiatives include the appointment of an Acting CEO, ensuring immediate and longer

term financial stability, establishing better communication processes with the government, developing a robust risk framework and policy, preparing for the Paris Olympics and Paralympics and becoming the first National Institute to adopt the National Integrity Framework for WAIS. We have also recently engaged an Integrity and Safeguarding Manager and are progressing the Restorative Justice process with former gymnasts.

Looking ahead, the Board is committed to striking the right balance between performance and athlete care. It is crucial that WAIS embeds the ASC #WinWell philosophy at the core of our operations. Our athletes' successes will not just be measured by podium finishes and medals, but also by the holistic support they receive to progress their careers as Western Australians, ensuring their wellbeing on and off the field.

I would like to extend a heartfelt thank you to the Western Australian State Government, particularly Minister David Templeman MLA and his office, for their ongoing support, trust and financial backing. This support is imperative for sport to remain an integral part of the DNA of all Western Australians. Our improving relationship with the Department of Local Government, Sport and Cultural Industries led by Lanie Chopping has also been a pivotal factor in WAIS moving forward, along with the financial support of LotteryWest.

I also express my gratitude to the Australian Sports Commission, with special mention to Kieren Perkins (CEO), and Matti Clements (Executive General Manager - Australian Institute of Sport Performance). Their partnership has been significant in WAIS's journey towards excellence.

A strong and collaborative relationship with Sport Integrity Australia is vital, and I thank David Sharpe (CEO) and Luke McCann (Deputy CEO - Corporate) for their commitment to maintaining the integrity of sport. As we move forward, we will look to strengthening this partnership for the benefit of our athletes and the broader sporting community.

In closing, I extend my deepest appreciation to the WAIS staff and acting CEO Matt Fulton. The challenges of 2023 were met with resilience and dedication, setting the stage for an optimistic tone in 2024. The road ahead is bright, and with collective efforts, we will continue to elevate WAIS to new heights. The athletes, the staff, the Board and our community will together be the driving force behind a successful WAIS in 2024 and into the future years.

Dr Neale Fong | WAIS Chair



CEO'S REPORT

It is with great pride and humility that I address you as the Acting CEO of the Western Australian Institute of Sport (WAIS).



Since assuming this role in November 2023, I have been privileged to witness the unwavering dedication and resilience of our athletes, coaches and staff.

In my capacity as the Acting CEO, I extend my heartfelt appreciation to the Senior Leadership Team for their dedication and commitment to maintaining business stability during a challenging period. Their efforts have been instrumental in ensuring that WAIS continues to provide the necessary support and resources to our athletes and coaches.

Financially, 2023 was a challenging year for WAIS, posting a net deficit for the period of \$1,108,541. Unforeseen expenses in addition to considerable cost escalation in key areas such as travel, put significant pressure on the cost base of the organisation with limited ability to increase revenue to offset these increases. Moving into 2024, WAIS looks forward to internally focusing on cost management whilst progressing discussions with the State Government on the financial needs of WAIS to support our strategic objectives leading into Brisbane 2032 and beyond.

Performance Enhancement Team - Podium: Capably lead by Kim Ellwood, the successes of our athletes in 2023 have been nothing short of exceptional.

Each achievement represents not only individual excellence, but also the culmination of rigorous training and unwavering determination. These successes are a testament to the talent nurtured by WAIS, and the commitment of our athletes to reach the pinnacle of their respective sports.

Performance Enhancement Team - National: WAIS athletes within the National Performance Team have consistently excelled on the National level, under the stewardship of Neill Potts, showcasing the depth of talent within our programs.

The dedication of our coaches and the support system in place contribute significantly to these achievements, showcasing WAIS as a powerhouse in Australian sport.

Performance Enhancement Team - Pathway: At the heart of our success lies a robust pathway for emerging talent. Sheila Galloways' leadership in a commitment to developing future champions is evident in the strides made within our pathway programs.

As we celebrate current achievements, we also lay the foundation for a sustainable legacy of success in the years to come.

I express my sincere gratitude to the performance support roles that form the backbone of our athletes' successes. Dedicated professionals play a crucial role in ensuring our athletes are physically and mentally prepared for the demands of high-performance sport. Their expertise are invaluable assets to the WAIS community.

WAIS is fortunate to include a world class research centre and performance systems and analytics function, overseen by the highly experienced Professor Peter Peeling. In 2023, this business unit has enabled the ongoing support of numerous PhD Candidates who are at the forefront of innovation for our sector. Couple with the strength in analytics we are in a position to ensure that we are leading the system in the development of athletes both now and well into the future.

While athletic success takes centre stage, it is essential to recognise the vital contributions of our Corporate Services and People and Community teams, led by Melanie Cooper and Maryanne Scholz respectively. Seamless integration of business services into our operations ensures that the focus remains on athletic performance. It is truly a team effort, with every member playing a critical role in the realisation of success.

In 2023, WAIS continued its commitment to integrity and safeguarding initiatives, marking further progression in several key areas:

Adopting the National Integrity Framework (NIF): As the first National Institute to adopt the NIF, WAIS has set a benchmark for ethical standards in high performance sport. The NIF serves as a guide for promoting integrity, transparency, and accountability across all facets of our organisation.

Australian Childhood Foundation: Our partnership with the Australian Childhood Foundation underscores our commitment to creating a safe and supportive environment for our athletes. The Foundations expertise in child safety contributes to the ongoing development of best practises within WAIS.

Integrity Strategy Development for 2024: Looking forward, the development of an Integrity Strategy for 2024 demonstrates our proactive approach to maintaining the highest standards of integrity. This strategy will guide our efforts in fostering a culture of ethical conduct and accountability. This includes the appointment of an Integrity and Safeguarding Manager from January 2024, a significant step in enhancing our safeguarding measures. This dedicated role reflects our commitment to prioritising the wellbeing and safety of our staff and athletes.

I would like to sincerely thank the Department of Local Government, Sport and Cultural Industries (DLGSC) for their unwavering support, counsel and collaborative relationship. Special acknowledgment goes to Laine Chopping – Director General of DLGSC; Erin Gauntlett – Deputy Director General; Matt Hayes – Previous Acting Executive Director and welcome Marcelyn Nicolaou as the incoming Executive Director. WAIS looks forward to a strong and collaborative partnership moving forward.

As we enter 2024, we are met with the anticipation of the Paris Olympic and Paralympic Games. These events mark not only an opportunity for our athletes to showcase their talents on the world stage, but also a testament to the collaborative relationships we have fostered with National Sporting Organisations, and State Sporting Associations. The success of our athletes is intertwined with the strength of these partnerships, and we look forward to achieving new heights together.

I wish to express my sincere gratitude to the new Board for their support and commitment since my time in the Acting CEO position. Your leadership is instrumental in charting the course for the future success of WAIS and I would like to

extend a personal message of thanks to Chair Dr Neale Fong, and all Directors for their commitment to WAIS and support of me and the Senior Leadership Team.

To our dedicated staff, I acknowledge your unwavering commitment and hard work in the face of challenges. Your contributions are integral to the achievements of WAIS, and I look forward to watching the exciting journey that lies ahead for this exceptional team.

In conclusion, as we reflect on the achievements of 2023, let us embrace the opportunities and challenges of 2024 with optimism and determination. Together, we will continue to propel WAIS to new heights, setting the stage for a future filled with success and accomplishments.

Matt Fulton | Acting Chief Executive Officer



OUR PURPOSE

To enable Western Australian athletes to achieve international sporting success

OUR VISION

Western Australian sporting champions creating community pride, and inspiring the next generation

OUR GUIDING PRINCIPLES

Our strategy is bounded by three guiding principles. These principles set a framework of guidance for our decision making in alignment with our purpose and vision. To enable Western Australian athletes to achieve international sporting success, WAIS will make decisions that enable our service teams to prepare athletes to **perform on the world stage**. Despite our performance focus, we will ensure that our **athlete's health, wellbeing and safety** are at the forefront of our approach. Finally, we value our relationships with our key partners; therefore, we will make decisions that **foster strong partnerships** to enhance the high performance sport system, whilst always maintaining the best interests of the athlete.



World Stage

WAIS will focus on preparing athletes for the world stage



Athlete Care

Above all, WAIS will act in the best interests of athlete health, wellbeing, and safety



Partnerships

WAIS will partner to enhance the high performance sport system for Western Australia

Cambell Geddes

ATHLETES

Athletes on scholarship in 2023

212
TOTAL

99 MALE (47%)

113 FEMALE (53%)

176 ABLE (83%)

36 PARA (17%)

SPORTS

11
SPORT PROGRAMS

SUPPORT ATHLETES ACROSS **28** SPORTS

13 OLYMPIC

7 OLYMPIC & PARALYMPIC

5 PARALYMPIC

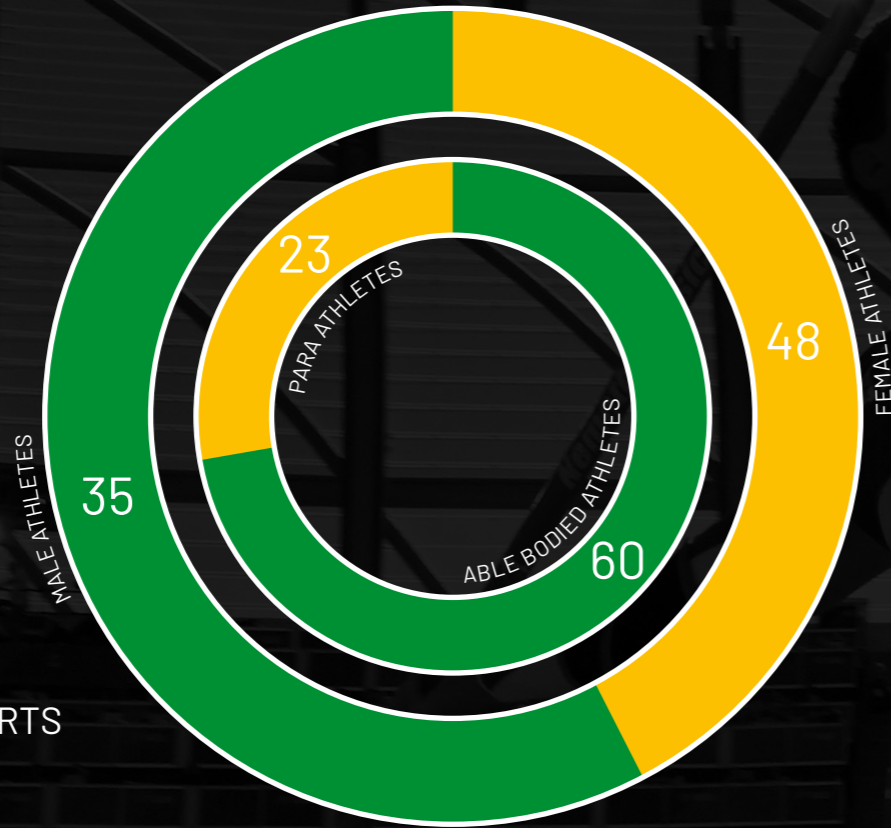
3 COMMONWEALTH GAMES

WORLD CHAMPIONSHIPS 2023

83
WAIS SUPPORTED
ATHLETES COMPETED

**WAIS
SUPPORTED
ATHLETES**

COMPETED IN **19** SPORTS
WON **25** MEDALS
ACROSS **11** SPORTS



PARTICIPANTS

Greta Small	Alpine Skiing	Kathleen Kennedy	Para-Canoe - Sprint
Alessandra Ho	Artistic Swimming	Mark Daniels	Para-Canoe - Sprint
Hannah Burkhill	Artistic Swimming	Michael Freiberg	Para-Cycling
Natalia Caloiero	Artistic Swimming	Benjamin Wright	Para-Powerlifting
Declan Tingay	Athletics	Anton Zappelli	Para-Shooting
Julian Konle	Athletics	Alex Anthony Saffy	Para-Swimming
Kurtis Marschall	Athletics	David Bryant	Para-Triathlon
Matthew Ramsden	Athletics	Sally Pilbeam	Para-Triathlon
Nina Kennedy	Athletics	Alexander Rossi	Rowing
Peter Bol	Athletics	Annabelle McIntyre	Rowing
Paul Burnett	Beach Volleyball	Bronwyn Cox	Rowing
Caitlin Parker	Boxing	Giorgia Patten	Rowing
Charlie Senior	Boxing	Jack Cleary	Rowing
Ben Pope	Canoe - Slalom	Jacqueline Swick	Rowing
Brodie Crawford	Canoe - Slalom	Joshua Hicks	Rowing
Yale Steinepreis	Canoe - Sprint	Conor Nicholas	Sailing
Lauren Reynolds	Cycling - BMX Racing	Elyse Ainsworth	Sailing
Luke Durbridge	Cycling - Road	Ethan Mcaullay	Sailing
Conor Leahy	Cycling - Track	Harry Joyner	Sailing
Matt Richardson	Cycling - Track	Luke Elliott	Sailing
Oliver Bledodyn	Cycling - Track	Matthew Wearn	Sailing
Sam Welsford	Cycling - Track	Nia Jerwood	Sailing
Maddison Keeney	Diving	Zac Littlewood	Sailing
Nikita Hains	Diving	Zoë Thomson	Sailing
Sam Kerr	Football	Aiden Yanev	Sport Climbing
Abbie Watts	Gymnastics - Trampoline	Maxim Pare	Sport Climbing
Aran Zalewski	Hockey	Brianna Throssell	Swimming
Jake Harvie	Hockey	Jaz Hedgeland	Triathlon
Tom Wickham	Hockey	Genevieve Longman	Water Polo
Kristina Krstic	Lawn Bowls	George Ford	Water Polo
Ashleigh Brazill	Netball	John Hedges	Water Polo
Courtney Bruce	Netball	Luke Pavillard	Water Polo
Sophie Garbin	Netball	Sophia Pontre	Water Polo
Sunday Aryang	Netball	Tim Putt	Water Polo
Jack Wilson	Open Water Swimming	Zoe Arancini	Water Polo
Kyle Lee	Open Water Swimming	Amber Merritt	Wheelchair Basketball
Chad Perris	Para-Athletics	Andrew Dewberry	Wheelchair Basketball
Ella Pardy	Para-Athletics	Frank Pinder	Wheelchair Basketball
Jackson Hamilton	Para-Athletics	Georgia Inglis	Wheelchair Basketball
Madison de Rozario	Para-Athletics	Jannik Blair	Wheelchair Basketball
Rhiannon Clarke	Para-Athletics	Kim Robins	Wheelchair Basketball
Sarah Edmiston	Para-Athletics	Sarah Vinci	Wheelchair Basketball
Amy Ralph	Para-Canoe - Sprint	Shaun Norris	Wheelchair Basketball
Benjamin Sainsbury	Para-Canoe - Sprint	Thomas Barns	Wrestling - Freestyle

1ST



Ashleigh Brazill	Netball	Matthew Wearn	Sailing
Benjamin Sainsbury	Para-Canoe - Sprint	Nina Kennedy	Athletics
Brianna Throssell	Swimming	Sophie Garbin	Netball
Brianna Throssell	Swimming	Sunday Aryang	Netball
Courtney Bruce	Netball		

2ND



Annabelle McIntyre	Rowing	Matt Richardson	Cycling - Track
Brianna Throssell	Swimming	Matt Richardson	Cycling - Track
Caitlin Parker	Boxing	Rhiannon Clarke	Para-Athletics
Kristina Krstic	Lawn Bowls	Yale Steinepreis	Canoe - Sprint
Maddison Keeney	Diving		

3RD



Alex Anthony Saffy	Para-Swimming	Kurtis Marschall	Athletics
Bronwyn Cox	Rowing	Kyle Lee	Open Water Swimming
Jacqueline Swick	Rowing	Sally Pilbeam	Para-Triathlon
Joshua Hicks	Rowing		

WAIS BOARD



Dr Neale Fong

Chair as of 11/09/2023
Joined WAIS Board: 11/09/2023

Dr Neale Fong has 40 years' experience in medical, health care and aged care leadership roles. He is currently the Chief Executive Officer of Bethesda Hospital, Chair of the WA Country Health Service Board, Chair of the Wyllie Group, President of the Australasian College of Health Service Management, a Non-Executive Director of Little Green Pharma, Intelicare, the Digital Health CRC, and President of the WA Football League club West Perth where he played AFL.

He was formerly CEO of the Curtin Health Innovation Research Institute, Project Director for the establishment of the Curtin University Medical School, the Director General of the WA Department of Health, CEO of Sir Charles Gairdner and Royal Perth Hospitals, CEO of St John of God Hospital Subiaco and Chairman for nine years of the WA Football Commission.

He currently consults widely through Australis Health Advisory to a number of key health clients in Australia. His strengths lay in governance, leading large executive teams, implementation of reform, change management, developing strategy and leading turnarounds.

He holds Bachelor Degrees in Medicine and Surgery, a Masters in Theological Studies and a Masters in Business Administration. He is a registered medical practitioner, founder of Youth Vision WA and was West Coast Eagles football club chaplain for 22 years.



Gary Dreierbergs

Joined WAIS Board: 11/09/2023

Former Deputy Commissioner Gary Dreierbergs joined the Western Australia Police in 1983 and served policing with distinction until July 2022. The Premier publicly acknowledged the significant contribution Mr Dreierbergs made to the State of Western Australia during his career.

Mr Dreierbergs was promoted to Deputy Commissioner in 2014 and Commanded all Operational Policing Portfolios during this time. During the States COVID response Mr Dreierbergs was the Police Operational Commander and served as a member of the Premiers Emergency Management Team. Mr Dreierbergs led the border management of the State during COVID, ensuring that the States Industries and critical services could continue to operate safely. He was also pivotal in the delivery of National sporting and entertainment events including the AFL Grand Final and the World Surfing League.

Personal achievements for Mr Dreierbergs included, completing a Master of Business Administration 2002 and being awarded the Australian Police Medal (APM) in 2010. He is a life member of the WA PCYC and the WA Police Sports Federation.

Mr Dreierbergs is now Head of Strategic Partnerships at Gensis, a WA Public Safety Technology Company.



Darren Foster GAICD

Joined WAIS Board: 04/09/2023

Darren Foster is a public policy, governance and strategy expert with a global consulting firm, following a successful career in Commonwealth, State and local government leadership roles.

Darren is a former Director General of the Department of the Premier and Cabinet, best known for driving reforms across the public sector, including in digital service delivery, the justice system, Aboriginal policy and the regulatory system.

He is a part time member of the Mental Health Tribunal and Chair of the Heritage Council of Western Australia.

He has served on the Committee for the Economic Development of Australia (CEDA) State advisory council, the Infrastructure Western Australia board, the Westport Taskforce, and was a member of the WA Government's market led proposals steering committee. He is also a former member of the State's Overseas Relations Committee and the Curtin University Governing Council.

In 2018, he became the first Western Australian to receive the prestigious Sir James Wolfensohn Scholarship to study at the Kennedy School of Government at Harvard University. He has studied at the Australia and New Zealand School of Government and the Institut Européen d'Administration des Affaires (INSEAD) and is a Graduate of the Australian Institute of Company Directors. He holds academic qualifications from Curtin University and Edith Cowan University.



Kaylene Gulich PSM

Joined WAIS Board: 26/09/2023

Kaylene has extensive experience in public policy, knowledge of financial markets and expertise in the Western Australian economy. Kaylene is the CEO of Western Australian Treasury Corporation (WATC),

the central borrowing authority of the State of Western Australia managing over AU\$50 billion in financial assets and liabilities for the State. Kaylene has previously held senior roles within the Department of Treasury.

As well as being a member of CPA Australia and the Australian Institute of Company Directors, Kaylene is a Director on VenuesWest's Board, the Treasurer of IPAA WA and a Director with the Australian Financial Markets Association.



Jennifer McGrath

Joined WAIS Board: 01/11/2022

Jennifer McGrath was appointed Deputy Director General of Department of Local Government, Sport and Cultural Industries in October 2022.

Ms McGrath's previous experience and background from across various portfolios makes her a good fit to take on the enormous challenges and opportunities that are present at DLGSC. Ms McGrath's role at DLGSC is enabling her to continue to forge better alignment across government for community services.

Most recently, Ms McGrath was the Commissioner of the Mental Health Commission from June 2019 – October 2022.

Prior to that, Ms McGrath held the position of Deputy Director General, Education Business Services at the Department of Education and has worked in the Western Australian public sector for 19 years, holding senior executive positions in the Departments of the Premier and Cabinet and Finance, as well as the former Department of Child Protection.



Fabian Ross

Joined WAIS Board: 04/09/2023

Fabian Ross has over 20 years' experience within the Financial Services sector, holding high profile Executive positions, including Chief Executive Officer at WA Super along with numerous other senior positions across BT Financial Group, HBOS Australia, GESB and the Commonwealth Bank.

In February 2021, he was appointed as the Chief Executive Officer at Hockey WA and has been able to combine his passion for the sport, along with his extensive business acumen, to drive the strategic direction of hockey in WA. More recently, he was heavily involved in the High Performance Program Bid to help Perth remain the home of Australian hockey.

Fabian is passionate about helping small to medium size businesses achieve their strategic goals through mentoring and providing consulting services, and is focussed on nurturing the next generation of talent, being involved with mentoring through the Fund Executive Mentoring Program and the FEW Good Men Network.



Peta Slocombe

Joined WAIS Board: 26/09/2023

Peta is a Psychologist and CEO of Performance Story - focused on maximising individual and organisational performance. She has consulted, practised, coached, and published

internationally, with previous roles including Global Snr Vice President, Managing Director and Executive Manager roles in ASX listed companies across Resources, Health, Clinical, tertiary, health tech and elite sports contexts to name a few.

Peta's previous role was Head of Culture and High Performance across Australia and North America. Peta is a thought leader and sought after consultant and speaker in leadership, culture, and team performance. With a passion for health technology, she was also Founder of the World's Largest Mental Health Check-in, Co-Creator of the One Million Lives project, and part of a global team submitting the first ever biometric assessment for mental health to the FDA in the US. Peta has competed at a national level across two sports and has 3 daughters involved in elite sport.



Colleen Egan

Joined WAIS Board: 04/12/2023

Colleen is a former newspaper journalist and author, best known for her role in the case of Andrew Mallard, a Perth man jailed for almost 12 years for a murder he did not commit. Colleen won numerous national awards for her eight-year campaign to have Mr Mallard's conviction overturned and the murder reinvestigated, leading to his exoneration.

In 2017, Colleen left journalism to become the chief of staff to Attorney General John Quigley MLA, assisting him to drive the McGowan Government's legislative agenda which included law reforms for victims of historical child sexual abuse, domestic violence and high-risk violent offenders. She gained valuable experience during six years in executive government, including during the unprecedented Covid pandemic. In addition to her board role, Colleen is now an independent consultant.



Professor Cheryl Kickett - Tucker AM

Joined WAIS Board: 04/12/2023

Professor Cheryl Kickett-Tucker AM is a highly respected Wadjuk Noongar Traditional Owner, social scientist, community development practitioner and children's fiction author. She is a former National Women's Basketball league player, State Basketball League player and captain and coach with over 30 years playing and coaching experience.

Cheryl has worked with Aboriginal people all her life in the fields of education, sport and health and is very passionate about using her research to make a real difference to the lives of Aboriginal children and their families. As well as completing her PhD in Education at Edith Cowan University, Perth; Cheryl has a Master of Science in Social Psychology of Sport & Motor Control Development and Learning from University of Oregon, USA, Bachelor of Applied Science in Sport Science and an Associate Diploma of Applied Science in Sport Science from Edith Cowan University, Perth.

Cheryl is an applied researcher and is currently a Professor in Education at the School of Education Curtin University in Perth, Australia. She is an adjunct in Human Development and Family Studies at Michigan State University, USA; Chair at Koya Aboriginal Corporation in Midland and is a Board Director of Netball Australia and Healthway. In 2020, she was awarded the Queen's Birthday Honours as a Member of the Order of Australia significant service to tertiary education and the Aboriginal community and in 2019 she was honoured with Australian of the Year, Western Australian Local Hero Award for her work - Kaat Koort n Hoops a basketball lifestyle program for 4-18 year-old Aboriginal and vulnerable children and young people.



Elise Rechichi OLY OAM

Joined WAIS Board: 04/12/2023

Elise is currently the Head of Performance Strategy at Paralympics Australia, is a member of the Australian Institute of Company Directors and holds a Bachelor of Science from the University of New England. She is a former WAIS scholarship holder (2003-2013), dual Olympian, and was Olympic Champion in Sailing in Beijing 2008. With expertise across both Olympic and Paralympic contexts, Elise has held senior leadership roles within National Sporting Organisations and Games Partners and has served on various high-performance system advisory groups, where her insights, attention to detail and guidance have been invaluable. Elise's keen ability to navigate complex inputs, identify patterns, and seize opportunities for improvement have yielded outstanding performance outcomes in critical system focused initiatives.

Elise has consistently exhibited a strong commitment to promoting gender equity and prioritising the wellbeing of athletes and is renowned for her dedicated approach to fostering growth and facilitating mutual learning among peers.

Retired in 2023

Priya Cooper

Chair as of 05/09/2022
Joined: 05/09/2022
Retired: 30/08/2023

Matt Beevers

Deputy Chair as of 01/07/2019
Joined: 01/07/2015
Retired: 31/08/2023

Fiona Pixley

Joined: 01/05/2018
Retired: 05/09/2023

Josie Janz-Dawson

Joined: 24/06/2019
Retired: 05/09/2023

Leigh Robinson

Joined: 08/05/2020
Retired: 31/08/2023

Amanda Cox

Joined: 01/09/2021
Retired: 31/08/2023

Dr. Rishelle Hume AM

Joined: 05/09/2022
Retired: 10/08/2023

Stuart Reside

Joined: 05/09/2022
Retired: 07/09/2023

Robert Grove

Joined: 05/09/2022
Retired: 08/08/2023

WAIS ORGANISATIONAL STRUCTURE





WAIS ANNUAL AWARDS OF EXCELLENCE

Nina Kennedy

Kennedy claims maiden WAIS Athlete of the Year honour.

It was a night to remember for Nina Kennedy at this year's 2023 WAIS Awards of Excellence. Nina was crowned the 2023 WAIS Athlete of the Year, marking her maiden title in this prestigious category. She follows the likes of Pole Vaulting greats in Steve Hooker (2008 and 09 Athlete of the Year), and most fittingly her Coach Paul Burgess (2006 Athlete of the Year), who also claimed his first Coach of the Year title.

The highlight of Kennedy's outstanding year came at the 2023 World Athletics Championships held in Budapest, where she clinched the gold medal, sharing the top spot with the equally formidable Katie Moon. This remarkable performance earned her the coveted Bruce McAvaney Award for the Performance of the Year. Nina's dominance was also on display throughout the international circuit, with impressive victories at the Zurich and Paris Diamond League meets.

Finishing the year off in style, Kennedy broke the Australian and Oceania record not once, not twice, but three times, finishing the year holding the world lead in pole vaulting with a remarkable 4.91meters.

Joining Kennedy as our Athlete of the Year finalists were other luminaries of the Australian sports scene. Matt Wearn (Sailing), who has continued his form into early-2024 was recently crowned back-to-back World Champion, and will look to continue his reign into Paris 2024 as the defending Olympic Gold medallist.

The Netball World Cup team comprising of Courtney Bruce, Sunday Aryang and Sophie Garbin were also right at the top, after what was a phenomenal year for the Diamond's. Bruce's stellar skills earned her the Defender of the Tournament title in South Africa, while Garbin emerged as the top-ranked goal shooter for Australia. Aryang, who made her World Cup debut, proved to be a versatile defender, showcasing her abilities in both the circle and on the wing.

In the category of Young Athlete of the Year, Jacqui Swick emerged triumphant, this accolade makes it back-to-back

Young Athlete's of the Year for Jacqui, who is continuing her remarkable journey in rowing. Her year included medalling in every senior international race in 2023, which included a gold at the World Cup 2, and a Bronze at World Cup 3. Her Bronze at the World Championships not only solidified the power of the women's eights, but saw them secure a qualification spot for Paris 2024.

Other finalists for Young Athlete of the Year included Alex Rossi (rowing), who led his team to a bronze medal finish in the men's quadruple sculls at the U23 World Championships, Iona Anderson (swimming) who clinched gold in the 50m backstroke at the World Junior Aquatic Championships, and Alex Saffy (swimming), who added a bronze to his name at the Para World Championships in Manchester.

In recognition of their invaluable contributions to our athletes/programs, coaches Paul Burgess (pole vault), Jamie Hewlett (rowing), Shane McDonald (basketball) and Danny Kevan (athletics) were honoured with Coach of the Year nominations, with the title taken out by Paul Burgess.

Rowing emerged victorious in the category of Program of the Year, over other shortlisted nominees in Wheelchair Basketball and Swimming. The award reflects outstanding work carried out by the Program Sports at WAIS, which ultimately underpins athlete performance.

As the curtains drew on the evenings festivities, the spotlight remained on these outstanding athletes, and their unwavering dedication to sporting excellence, who continue to inspire generations to come.

- Athlete of the Year:** Nina Kennedy
- Young Athlete of the Year:** Jacqui Swick
- Coach of the Year:** Paul Burgess
- Program of the Year:** Rowing



Nina Kennedy



Program of the Year - Rowing



HALL OF CHAMPIONS



Priya Cooper OAM

The Western Australian Hall of Champions honours Western Australia's sporting greats and this year saw the 39th iteration of this prestigious event on the sporting calendar of our state.



On this night of nights, 3 individuals and one team were inducted into the Hall with Paralympic swimmer, Priya Cooper OAM, being elevated to Legend Status.

Tony Adamson

Born on February 23, 1963 Tony Adamson is one of baseballs favourite sons and is the first in his sport to be inducted into the Western Australian Hall of Champions. Playing as a power hitter for Morley Eagles and Perth Heat Adamson was a regular representative for Australia over a decade long international career. Perhaps the culmination of his career came when he represented Australia at the 1988 Olympic Games in Seoul. Adamson was named five times in the ABL All-Star Teams from 1990-1994 and played for a World All Star Team against

the United States national squad in the Dodgers Stadium in Los Angeles. Tony is rated by his contemporaries as the finest Western Australian baseballer of the 1980-2000 era.

Liz Smylie

Born in Perth in 1963 Liz Smylie is arguably Western Australia's best credentialed tennis player. She won 28 WTA doubles titles and three singles titles on the international stage. She also represented Australia at the Seoul Olympics in 1988 winning a bronze medal in the women's doubles event. Smylie won four Grand Slam doubles titles between 1983 and 1993. Her highest ranking in doubles was 5 and in singles she peaked at 20. Between 1984 and 1994 Smylie consistently represented Australia in the Fed Cup, the most prestigious team competition in women's tennis. Liz was recognised in her home state in 1985 by being named as Western Australia's Sports Star of the Year.

Damon Diletti

Born in Perth in May 1971 Damon Diletti is demonstrably the most accomplished goalkeeper produced in Western Australia. He is the only custodian to have won an Olympic medal in three consecutive Games - silver in 1992 in Barcelona, bronze in 1996 in Atlanta and then bronze again in Sydney in 2000. Apart from the three Olympics he played in two World Cups and six Champions Trophy tournaments from 1993 until 2000. In 1994 he was selected in a World Eleven after the Champions Trophy that year. Diletti's play was characterised by great

courage, outstanding reflexes and brilliant defence on penalty corners against the worlds best attackers.

1992 West Coast Eagles Team

Five years after joining the Australian Football League in 1987 the West Coast Eagles won its first premiership with a convincing win over Geelong. This was a historic win which changed the sport itself and heralded years of prominence and dominance in Australia's most popular sport. Additionally the victory gave impetus to the credibility of Western Australian sport at a wider level and struck a blow to the tyranny of distance factor which mitigates against sport in our State. The Eagles victory also reflected their trend setting ability to put together an organisation in an off-field sense which made them the envy of many other teams in the AFL. They made Western Australia proud and deserve a special place amongst our sporting champions.

Priya Cooper OAM

Priya Cooper OAM was inducted into the Hall of Sporting Champions in 2006 for her remarkable feats in Paralympic Swimming. She won 9 Paralympic gold medals and set multiple world records, plus enjoying similar success in World

Championships. Priya was twice co-captain of the Australian Paralympic team and carried our nations flag in closing ceremonies at the 1992 and 1996 summer Paralympics. In Paralympics and World Championships she won 11 gold medals, five silver and four bronze. Her career was simply outstanding.

Herb Elliott Medal

The 2023 Herb Elliott Medal for the most inspirational sporting performance of the year was shared between pole vaulting sensation Nina Kennedy and baseballer Liam Hendriks.


Kennedy had a year to remember, tying for the World Championship title, and three times breaking the Australian and Oceania record, where she ended the season with a world leading 4.91m.

Hendriks won the Major League Baseball comeback player of the year with the Chicago White Sox after overcoming state four non-Hodkins lymphoma.

Previous winners include Samantha Kerr, Daniel Ricciardo and the West Coast Fever.



Nina Kennedy



Tony Adamson



Don Pyke and Mick Malthouse



Liam Hendriks parents accepting on his behalf



The role of the Podium Performance Enhancement Team (PET) is to develop athletes across all categorisation levels in the sports of athletics and swimming, with the aim of podium performances at significant events during the year.

2023 saw the sports of athletics and swimming hold World Championships which allowed our WAIS athletes to shine on the world stage.

Athletics

WAIS athletes excelled on the world stage in 2023 including two medals at the World Athletics Championships and one medal at the World Para Athletics Championships. WAIS athletes contributed to Athletics Australia having the most successful World Championships on record with contributions of two of the total six medals won at the event.

Nina Kennedy had an exceptional year and was crowned World Champion with her gold medal in Pole Vault at the World Athletics Championships in Budapest, Hungary, sharing the title with Katie Moon after they both cleared 4.90m. She also set a new national and Oceania record of 4.91m at the Zurich Diamond League met. Nina won two awards at the 2023 Athletics Australia Awards - the Bruce McAvaney Award for Performance of the Year and the Majorie Jackson Award for Female Able-Bodied Athlete of the Year.

In the men's pole vault, Kurtis Marschall won a bronze medal in Pole Vault with a jump of 5.95m. Kurtis also had a successful Diamond League season and International Indoor Season in 2023.

Both Nina and Kurtis train with coaches Paul Burgess and James Fitzpatrick. Paul Burgess as Head Pole Vault coach was also recognised as Coach of the Year at the Athletics Australia awards.

At the World Athletic Championships, we saw five athletes make selection - Nina Kennedy, Kurtis Marschall, (Pole Vault), Matthew Ramsden (1500m and 5000m), Declan Tingay (WACG 20km Walk) and Peter Bol (WACG 800m). WAIS program staff also were selected to attend this event - Paul Burgess and James Fitzpatrick (Pole Vault Coaches) and Ben Raysmith (Physiotherapist).

The Pole Vault team also consolidated the use of technology with "The Vault" software embedded into the program with the next phase of development moving to the implementation of the Bar Camera technology in 2024.

At the World Para Athletics World Championships held in Paris, France, we saw Rhiannon Clarke shine taking out silver in the 400m T38 race whilst recording an Oceania record with her time of 62.36. Rhiannon also placed 4th in the 100m T38 (12.91) and 4th in the 200m T38 (27.10). Rhiannon trains under WAIS Generation 32 coach, Danny Kevan who was also selected to attend the Championships as a sprints coach. Other WAIS athletes that competed at these Championships included Ella Pardy (5th in the 100m T38 with a time of 13.10 and 5th in the 200m T38 with a time of 27.40 in T38), Sarah Edminson (4th in Discus F44 with a throw of 35.11m) and Jackson Hamilton (7th in Javelin F13 with a throw of 58.41m) and WACG athletes Maddison de Rozario (5000m) and Chad Perris (4th in 100m T13 with a time of 10.87).

Swimming

The WAIS Swimming program continued to develop a high-performance training environment at the Swimming Australia

Hub through Head Coach Ben Higson and Senior Coach Will Scott in collaboration with Swimming Australia's State Technical Director Mel Tantrum. Ben continued to show his leadership with his training standards and broader team program he has implemented within the Hub.

2023 saw WAIS scholarship holders and graduate athletes (WACG) compete at the World Championships (Open Water and Indoor) and Para World Championships.

Kyle Lee and Jack Wilson who swim under Coach Ian Mills, were both selected onto the Australian team to compete at the 2023 World Aquatic Championships in Fukushima, Japan (Open Water) in the 5km race, with Kyle Lee also being selected in the 1500m mixed team relay where he won a bronze medal for Australia with an excellent team swim. Brianna Throssell (WACG) also attended the 2023 World Aquatic Championships where she won a gold medal in the women's 4 x 100m and 4 x 200m freestyle relay events and a silver medal in the Women's 4 x 100m medley relay event. In the 4 x 200m the team broke the world record in the process.

Alex Saffy (WACG) competed at the Para World Championships in Manchester, England, with a bronze medal in the S10 200m Individual Medley with a time of 2:16.07 which contributed to the Dolphins medal count, the best result for the Australian team in over a decade.

Josh Yong was selected on the Australia A team to compete at the TYR Pro Championships in California, USA in July 2023. Ben Higson led the team as Head Coach.

Iona Anderson competed at the World Junior Aquatics Championships in Netanya, Israel in September 2023 where she excelled winning gold with her personal best time of 28.01 in the 50m backstroke. She also won a silver in a time of 59.88 in the 100m backstroke. Iona was also won gold in the Women's female medley relay and silver in the 4x100 mixed medley. These exceptional results have seen her being selected in her first Senior Australian Dolphins team to compete at the 2024 World Aquatics Championships in Qatar

Looking Ahead

In 2024, the Podium team is focused on representation at the World Aquatic Championships, World Indoor Athletics Championships and then culminating in the Paris Olympic and Paralympic Games. In the sport of Athletics there is also the World Under 20 Athletic Championships where some of the developing athletes on WAIS scholarships also get an opportunity to compete on the World stage.

As the home of the National Program for Pole Vault, WAIS will continue to be the leader in Pole Vault technical analysis and data collection. Strengthening the talent pathways for both swimming and athletics more broadly will continue to occur for athletes looking beyond this current Olympic and Paralympic cycle.

Kim Ellwood | Performance Team Director

ATHLETE PERFORMANCE KPI'S

	Podium Performances		National Representation	
	ACTUAL	TARGET	ACTUAL	TARGET
WORLD CHAMPIONSHIPS				
Athletics	2	1	3	4
Swimming	-	-	-	-
PARALYMPIC WORLD CHAMPIONSHIPS				
Athletics	1	1	4	3
Swimming	-	-	-	-

KPI numbers represent Olympic and Paralympic events and do not include graduates.



AUS OCEANIA 2

PERFORMANCE ENHANCEMENT TEAM
NATIONAL



Matt Wearn

The role of the National Performance Enhancement Team is to develop athletes with the aim of selection to Senior National Teams and to assist in the preparation for international competition.

Sport Programs supported within the National PET are Canoeing, Sailing, Wheelchair Basketball and Women's Basketball. In addition to the Sport Programs listed, the group delivers an Individual Athlete Program (IAP), supporting Nationally Categorised athletes from sports where Sport Program investment could not be justified.

Canoeing

The Canoe Program exceeded its target of five National representations at World Championship events, with seven athletes (six Scholars and one Graduate) representing Australia across Canoe Sprint, Paracanoe, and Slalom.

Ben Sainsbury, Amy Ralph, Kathleen O'Kelly Kennedy, and Mark Daniels represented Australia at the Paracanoe World Championships with Ben crowned World Champion in the VL1 200 (a non-Olympic event) for the second year in a row. Ben Pope and Brodie Crawford competed for Australia at the Slalom World Championships, while in Canoe Sprint,

2022 Graduate Yale Steinepreis won silver in the K1 200 (non-Olympic event).

Sailing

The Sailing Program exceeded its target of six representatives at World Championships with nine WAIS athletes representing Australia across ICLA-6, ICLA-7, 470, IQ Foil, and Kite Foil classes.

Tokyo 2020 ILCA 7 Olympic Champion, Matt Wearn became World Champion in the same class at the 2023 World Championships in The Hague. This was Matt's first title following three successive silver medals in 2018, 2019, and 2020, confirming his position as one of the best sailors in the sport's history.

Wheelchair Basketball

Six athletes were targeted for selection at the postponed IWBF World Championships. Eight were selected (five Scholars and three Graduates), exceeding expectations.

ATHLETE PERFORMANCE KPI'S

National Representation		
	ACTUAL	TARGET
WORLD CHAMPIONSHIPS		
IAP	4	2
Sailing	9	6
Canoeing	2	2
Womens Basketball	-	-
PARALYMPIC WORLD CHAMPIONSHIPS		
IAP	1	1
Canoeing	4	2
Wheelchair Basketball	5	4

KPI numbers represent Olympic and Paralympic events and do not include graduates.

The men finished 7th and the women 8th at the World Championships. As a result, both teams need to either win the 2024 Asia Oceania Championships or subsequent repechage tournament to secure Paris 2024 qualification. Following the World Championships, National Team stars Amber Merritt and Georgia Inglis retired from the sport, choosing to focus on personal ambitions beyond sport.

WAIS Head Coach, Brad Ness OAM was recognised both for his high-performance achievements and advocacy of Paralympic sport, winning the coveted Sport Award at the West Australian of the Year Awards. Brad was also appointed Interim Head Coach to the Men's National Team following the 2023 World Championships. As a five-time Paralympian with one gold and two silver medals to his name, Brad will now lead the Men's National Team to the Paris Paralympic Games.

Women's Basketball

There was no benchmark event for Women's Basketball in 2023.

The Women's Basketball program was launched in October 2022. In a strong inaugural year, several players earned professional contracts in the USA, Europe, and Australia, while others moved through the pathway to the National Centre of Excellence in Canberra and NCAA scholarships in America.

Senior National representative honours were achieved by four WAIS athletes. In 5x5 competition, three WAIS athletes (Lauren Scherf, Darcee Garbin, Amy Atwell) won bronze with the Women's National Team at the Asia Cup. While Emma Clarke represented Australia twice in 3x3 competition.

The early program success reaffirms the potential for this partnership program to enhance high performance opportunities for WA Women's Basketball talent.

Individual Athlete Program (IAP)

Nine athletes (five Scholars and four Graduates) from the IAP program represented Australia across three (Para Powerlifting, Water Polo, Sport Climbing) of 11 supported sports at Olympic and Paralympic sport World Championship events. The result exceeded our target of six representatives.

Notable results were achieved by Zoe Arancini and Sofie Pontre competing for the Aussie Stingers in water polo. The team narrowly lost the bronze medal match to Italy, finishing 4th in the tournament. This was the Australian Women's highest World Championship ranking since 2015.

2024 will see 22 athletes from 11 sports supported through the program.

Looking Ahead

2024 presents an exciting year for the PET. 12 athletes across seven supported sports are targeted for representation at Olympic and Paralympic Games. 19 athletes across four sports are also targeted for World Championship representation in the Olympic/Paralympic year.

Neill Potts | Performance Team Director



Amber Merritt



Darcy Garbin



PERFORMANCE ENHANCEMENT TEAM
PATHWAY

The role of the Pathway Performance Enhancement Team is to develop athletes with the aim of graduation into a National Training Centre (NTC), Professional Sports Team and/or selection to Senior National Teams.

Across the pathway sport programs of Cycling, Diving, Hockey, Individual Athlete Program, Netball and Rowing, there were seven graduates in 2023.

Cycling

Sophie Watts graduated following her successful confirmation through the Olympic Fast Track Program. Two athletes were selected to Junior World Championships where Sally Carter won bronze in the Team Pursuit and Mackenzie Coupland finished 5th in the road time trial. Luke Zaccaria and Kane Perris rode a World Championships qualifying time at Para Track Nationals, putting down one of the fastest all-time Australian tandem time trial results. Shane Perkins has commenced in a part-time Campaign Coach position co-funded through AusCycling.

Graduates

Seven graduate athletes featured at World Championships across track (Matt Richardson, Conor Leahy, Sam Welsford, Oliver Bleddyn), road (Luke Durbridge, Michael Freiberg), and BMX disciplines (Lauren Reynolds). Matt Richardson won two silver medals in the Keirin and Team Sprint. Graduate Jai Hindley won the fifth stage of the Tour de France, earning the leader's yellow jersey.

Diving

WAIS divers featured in finals across all national competitions in 2023. At the Elite Junior Championships Ellie Williams, Ellyarn Granland, and Ruby Rose-Johnstone produced six podium results, and the duo of Williams / Granland finishing 4th in the 3m synchro at the World Championship Trials.

Ellie Williams gained international experience at the Bergen Invitational, supported by Head Coach Tommy Michael.

Graduates

Maddison Keeney finished 4th (3m springboard) and Nikita Hains finished 15th(10m platform)at the World Championships. Keeney and Hains have been selected to the 2024 World Championships team following first place results at Oceania Championships / selection trials.

Hockey

Five athletes (Angus Adamson, Brodee Foster, Max Freedman, Cambell Geddes, Oliver Higgins) were selected to the Burras squad that competed at the Junior World Cup where the team achieved a 6th place finish. Cambell Geddes had an outstanding tournament as the top goal scorer for Australia and ranked 4th overall amongst international competitors. Off the back of Junior World Cup and Hockey One performances, eight athletes (Sarah Byrnes, Neasa Flynn, Pippa Morgan, Shanea Tonkin, Cambell Geddes, Tom Harvie, Oliver Higgins, Christian Starkie) have been selected to the 2024 National Development Squad.

Graduates

Captain Aran Zalewski, Tom Wickham and Jake Harvie were strong contributors to the Kookaburras 4th place result at the World Cup.

Rowing

Jacqui Swick graduated into the Rowing Australia Women's National Training Centre following a successful debut at senior international competitions in 2022. Four athletes were selected

to the U23 World Championships. Alex Rossi and Johnson Daubney won bronze in the men's quadruple sculls which was coached by Head Coach Jamie Hewlett. Rebecca Pretorius relocated to Melbourne for the women's four campaign which won bronze, and NCAA-based Alex Baroni was 4th in the men's eight. Alex Rossi was called in as Australia's sculling spare to the Senior World Championships where he competed in the men's single scull achieving a 15th place result.

Graduates

At the World Championships, Annabelle McIntyre won silver (women's pair), Bronwyn Cox and Jacqui Swick won bronze (women's eight), Josh Hicks won bronze (men's eight), and Giorgia Patten was 5th (women's four) with all boats securing Olympic quotas.

Performance Services Program

Netball

Ruth Aryang graduated as a Training Partner to West Coast Fever. Georgie Cleaver competed at the Commonwealth Youth Games where Australia went undefeated claiming the inaugural gold medal in the Fast5 format.

Three graduates competed at the 2023 World Cup where Australia claimed a remarkable 12th gold medal with strong performances from Sophie Garbin who made her World Cup debut as a goal shooter and Courtney Bruce who was named Defender of the Tournament. Dominant performances across the World Cup, Constellation Cup and South Africa Series earned Bruce the Liz Ellis Diamond award by Netball Australia.

IAP

Nine athletes from the IAP program competed at Olympic and Para Sport World Championships across six sports (Artistic Swimming, Boxing, Lawn Bowls, Para-Shooting, Para-Triathlon, Wrestling). Podium performances were achieved by lawn bowler Kristina Krstic (silver) and para-triathlete Sally Pilbeam (bronze), and 8th place results from para-triathlete David Bryant and artistic swimmers Alessandra Ho, Hannah Burkhill and Natalia Caloiero. Para-shooter Anton Zappelli finished off the year with two silver medals in the mixed 10m Air Rifle prone and Team events at the final World Cup.

Artistic Swimming Australia formed a full-time senior National Centre of Excellence (NCoE) based in Perth which created a graduation pathway for scholarship athletes Alessandra Ho, Hannah Burkhill, Marnie Kennedy, and Natalia Caloiero.

Looking Ahead

In 2024, the Pathway team will prepare over twenty scholarship athletes to perform on the world stage across junior and senior international level competitions including the 2024 Olympic and Paralympic Games. The majority of sport programs are now at scholarship capacity reflecting strengthened talent pathways through strong partnerships with partnered SSAs / NSOs. Our graduation target in 2024 is seven athletes across hockey, rowing, artistic swimming and netball.

Sheila Galloway | Performance Team Director

ATHLETE PERFORMANCE KPI'S

National Representation		
	ACTUAL	TARGET
WORLD CHAMPIONSHIPS		
IAP	9	6
Rowing	1	0
PARALYMPIC WORLD CHAMPIONSHIPS		
Para-Cycling	0	2
GRADUATES		
Cycling	1	1
Netball	1	1
Rowing	1	1
IAP	4	0

KPI numbers represent Olympic and Paralympic events and do not include graduates.



Sally Pilbeam



Penny Squibb



WAIS x New Balance uniform launch

People and Community

The role of the People and Community Team is to build and maintain a capable and engaged workforce and to position WAIS as a positive and active contributor to the community.

People

In 2023, WAIS successfully implemented a new Human Resource Information System through the ELMO platform. WAIS can now recruit and onboard staff online, improving candidate care and the employee experience of new staff. The ELMO system has also allowed for an upgrade to payroll, performance management, and HR administration functionalities advancing overall HR service delivery within WAIS.

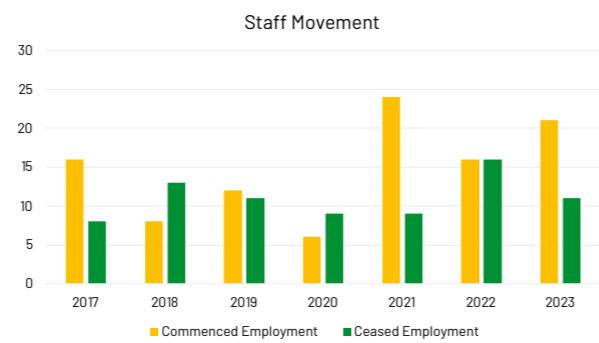
New WAIS Apparel

WAIS launched a new apparel partnership with New Balance in November 2023. This exciting 4 year collaboration through Belgravia Sports Apparel will play a pivotal role in shaping the identity of WAIS athletes and staff as they embark on their journey to Paris 2024 and beyond. New Balance is renowned for their cutting edge technology and commitment to performance innovation, underscoring WAIS' dedication to providing world class support to its athletes.

Staff Movement

2023 saw staff onboarding levels increase to deliver improved services to Athletes, including the addition of a Performance Health Manager to support the Chief Medical Officer in delivering support services to athletes. The introduction of the Gen 32 Coaches last year has seen our three Gen 32 Coaches thriving in the program's second year.

WAIS farewelled two members of the Senior Leadership Team, Steven Lawrence Chief Executive Officer and Damien Fitzpatrick, Corporate Services Manager. Since October 2023 Matt Fulton has been Acting CEO and Melanie Cooper was appointed into the General Manager of Corporate Services position. WAIS is committed to attracting talented staff into the organisation and developing our people to achieve their career goals. WAIS is thankful to all staff for their contributions and the passion and resilience they demonstrated over a challenging year.



2024 Focus

2024 will be an exciting year for the People and Community Team. We look forward to sharing Athlete and Staff successes in the lead up to, and at the Paris Olympic and Paralympic Games as well as focusing on workforce planning, staff engagement and culture building.

Maryanne Scholz | People and Community Manager



Luke Zaccaria, Shane Perkins (coach) and Kane Perris



CORPORATE COMMUNICATIONS

Matthew Richardson

The WAIS Corporate Communications team supports the organisation by providing strategic communication services including organising media opportunities, management of WAIS stakeholder engagement events, managing brand and partnerships and content creation across digital communication channels.

2023 saw a year of change for the communications team, with the department changing personnel several times, and experiencing a period of almost 6 months vacant.

Media and Communications

Across 2023 the department continued to work with the media to ensure coverage across print, digital, radio and TV channels. With the Olympic and Paralympic games in sight, 2024 looks to be a big year for WAIS athletes, and continuing to have their stories shared throughout WA, Australia and the world.

Brand and Partnerships

The Government of Western Australia continues to be the principal partner and provides invaluable support to WAIS allowing the Institute to achieve its purpose to enable Western Australian athletes to achieve international sporting success.

The ongoing support from our strategic partners was even more important in 2023 with the Department of Local

Government Sport and Cultural Industries (DLGSC), providing strategic support in supporting high performance sport and athlete pathways. VenuesWest were again instrumental in ensuring our athletes and coaches had access to world class facilities for training and competition during various covid related restrictions at the start of the year. The National Institute Network and their national alliance continue to drive WA's high performance daily training environment.

WAIS (and WAIS graduates) continued its support of the Olympics Unleashed program again in 2023. The program is a partnership between the Australian Olympic Committee, DLGSC, the Department of Education and supported by WAIS and sees athletes run sessions at schools on goal setting and resilience.

In 2023 WAIS welcomed New Balance as the new Official Apparel Partner of WAIS, with the high performance clothing appreciated by athletes and staff. Way Funky Pty Ltd, through

their Funkita and Funky Trunks brands acts as the Official Swimwear Partner of the Western Australian Institute of Sport. This partnership benefits athletes across swimming, water polo, diving and artistic swimming.

Awards and Recognition

The 2023 WAIS Annual Awards of Excellence were held at Crown Towers with just under 300 athletes, staff and stakeholders attending the evening. Pole Vaulter Nina Kennedy was crowned WAIS Athlete of the Year, following a phenomenal year which included a shared gold medal at the World Athletics Championships. Coach of the year honours were taken out by Paul Burgess who lead Nina to her World Title, and fellow training partner Kurtis Marschall to bronze at the same championships.

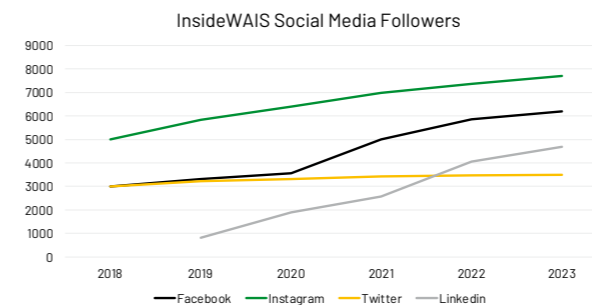
The 39th WA Hall of Champions awards dinner was also held at the Crown Towers. Capping off a sensational 2022-23 season, Nina Kennedy was announced as the joint Herb Elliott Medal winner for WA's most inspirational sporting performance of the year. After captivating the world with her maiden World Championships title in Budapest, Kennedy tied for the medal with Baseballer Liam Hendriks who overcame stage four non-Hodgkin's lymphoma.

WAIS Website

The WAIS website continues to be an important resource for providing information on the Institute from news and results of athletes to information and policies to employment opportunities and more. Over the 2023 calendar there were more than 125,000 total page views across 38,000 users, an increase of almost 25% in total views from the previous year.


Social Media

The WAIS social media channels; Instagram, Facebook, Twitter and LinkedIn achieved above target growth in 2023.



WAIS has experienced increased interaction levels with social media posts, reaching 1.2 million post impressions during the year. Across the four main platforms WAIS achieved a steady increase in followers and reach in general, and 2024 looks to be a year of opportunity and growth with the Olympic and Paralympic games on the horizon.

Maryanne Scholz | People and Community Manager





WAIS IN THE COMMUNITY

National Gen 32 Coaching Program - Perth Lab



International Day of People with Disability exhibition match

The vision of WAIS is Western Australian athletes creating community pride and inspiring the next generation. Giving back to the community is a high priority at WAIS and a value that is supported by scholarship holders.

2023 was the third year of the WAIS Community Engagement Strategy, with the purpose to increase awareness of the WAIS brand by showcasing the high-performance values of WAIS and its athletes to the WA community. Following brand and market research conducted by Thinkfield, four focus areas remained stable.

- WAIS recognised as a national leader in the delivery of high-performance sport sciences.
- WAIS identified as a provider of world class coaching.
- WAIS considered a protector of athlete health and wellbeing.
- WAIS scholars demonstrate champion behaviours.

The objectives for 2023 were:

- Increase the number of people interacting with WAIS social media content by 10%
- Deliver at least 20 targeted community engagements that share high performance knowledge and inspirational stories, with a 90% satisfaction rating.
- Develop educational experiences that attract over 30 clubs and schools to WAIS annually.

The targeted community engagement objectives and digital objective were exceeded and we were able to attract 28 school and community groups to WAIS in 2023, just shy of our target and a significant improvement on 2022.

Olympics Unleashed

Olympics Unleashed sees Olympians and aspiring Olympians go into schools to inspire and motivate students to be their personal best and deliver interactive and engaging sessions presented by athletes on how they set goals, overcome challenges, and demonstrate resilience throughout their athletic journey.

The program is a partnership between the Australian Olympic Committee, the Western Australian Government, through the Department of Education and Department of Local Government, Sport and Cultural Industries. WAIS secured co-branding on the project and the participation of aspiring Olympians in the program.

In 2023 the program reached 42 school and community visits, across five regions of Western Australia - Great Southern, Indian Ocean Territories, Wheatbelt, South West and Peel impacting a total of 2082 participants.

WAIS Tours and Presentations

Over 690 students from 28 school or community groups visited WAIS over the course of the 2023 year. This is a significant increase from last year (452% increase) and we are proud to be able to positively impact and inspire more students in

the community. The tours are run by WAIS athletes and PhD students who share their own sporting/student journey and messages on resilience and the services and support they receive at WAIS. Many groups incorporate presentations and workshops on strength and conditioning, physiology testing, nutrition, biomechanics, physiology, career and education, psychology and anti-doping.

"During student visits to WAIS it's been personally inspiring to guide students to understand the holistic demands of

pursuing excellence both within and away from sport, and how they both work together for the betterment of the person.

Within these talks we discussed the dedication, discipline, and mental resilience required for success in an elite sporting environment. Equally we discussed the importance of wellbeing, career, education and personal growth, and how these work together to achieve great outcomes."

Karl Harding | Athlete Wellbeing and Engagement Advisor

Maryanne Scholz | People and Community Manager



WAIS Athletes at Telethon



HIGH PERFORMANCE SPORT RESEARCH CENTRE

Rowing Women's Eight

The WA High Performance Sport Research Centre (HPSRC) is a collaborative principal partnership between WAIS and the University of Western Australia (UWA).

The centre aims to provide WAIS sport programs with evidence-based, innovative solutions to performance-driven questions.

2023 Activity

The level of activity in the HPSRC during 2023 was exciting! We had several projects completed, new projects developed, and new team members joining us! This year, we were fortunate to add two new PhD scholars to our team, with Bryce Lanigan joining us from Murdoch University to work with our swimming program, and Caitlin Attwell joining us

from UWA to explore factors related to female athlete health and performance.

As they say "every new beginning comes from some other beginning's end" – accordingly, with the addition of two new scholars in 2023, we also celebrate the recent PhD thesis submissions of Shannon Connolly (ECU) and Elizabeth Murdoch (Curtin). Shannon spent his time at WAIS working in the cycling program, where he produced a thesis that explored neuromuscular function measurement in sprint cycling. Shannon is now a performance scientist in the NIN, working with the triathlon program at the QAS. Liz, on the other hand,

CURRENT HPSRC PHD SCHOLARS		
Student	Project	University
Myles Dennis	Combined heat and hypoxia for athlete adaptation	UWA
Sophie Watts	Training progression and development in junior rowing athletes	UWA
Chelsie Winchcombe	Towards an understanding of the physical demands of Laser class sailing	UWA
Bronwen Charlesson	Exploring the athletes gut biome: Influence of training and impacts on illness	ECU
Matt Howlett	Personalised bicycle saddles: An anatomical and performance approach	UWA
Eoghan Trihy	Maximising the use of the dynamic wave in swimming: Applications of Computational Fluid Dynamics	UWA
Leanne Snyder	Understanding the movement demands of wheelchair basketball	Murdoch
Daniel Astridge	Rowing in Los Angeles: Performance considerations for the change to 1500m at the 2028 Olympic Games	UWA
James Baker	Unlocking the vault: Kinetic and kinematic profiling of elite level pole vaulters	UWA
Bryce Lanigan	Determining the energetic demands of supramaximal efforts in elite swimming athletes	Murdoch
Caitlin Attwell	Female athlete health and performance	UWA

spent her time at WAIS working closely with our psychology servicing team, and produced a thesis that explored ways to optimise elite athlete psychological resilience via the exploration of stressor reflections and the development of coping insights. Liz has recently moved across the ditch with her partner, where she is now experiencing all the fun of the outdoor/adventure sports lifestyle offered in NZ.

With the departure of Shannon and Liz, the addition of our two new team members maintains our community of researchers at 11 PhD scholars. Collectively, these students provided ~\$185,000 of research scholarship funding from their respective Universities across the year.

See table for a summary of our full team and their respective projects.

Although our team encompasses 11 PhD scholars, this year we also supported three Master of Science students (Melissa Brown, Caitlin Hillier, and Lucy Gardner), who have been undertaking a 12-month research project in the rowing and kayaking programs, respectively. Melissa joined us from Curtin University, Caitlin from UWA, and Lucy travelled across the globe to join us from the University of Glasgow, Scotland! Finally, our support of Kurtis Leslie, a visiting PhD scholar from Western Sydney University, was maintained, with Kurtis continuing his focus on the indigenous experience of sport leadership.

In addition to our student team, the year was successful in terms of research outputs, with numerous team members contributing to a total of 7 direct research papers from their studies, and a further 14 affiliated papers. These research outputs have been peer-reviewed and published in reputable journals, and are a great form of science communication, assisting in the WAIS contribution of knowledge creation that is shared with the wider sports science community.

2023 REVIEW HIGHLIGHTS	
Representation on the NIN Research Committee	
11	PhD students supported by WAIS
3	MSc students supported by WAIS
2	PhD submissions
21	Peer-reviewed research papers (including 7 direct from WAIS projects)
~\$185,000	of research scholarship funding from University partners
~3,000 hours	of direct program support via work integrated learning

2024 Focus

As we move into 2024, we hope to see three of our current scholars complete their PhD programs with us. Further, we look forward to welcoming one new PhD scholar early in the year, where Penny Rose will join us in a collaboration between WAIS, Queensland University of Technology, and the CSIRO. Penny will undertake a data analytics project that will look to contribute to the WAIS wheelchair basketball over the coming 3 years. A prospect that Coach Brad Ness and his team are keen to get moving!

Peter Peeling | High Performance Sport Research Centre Director
UWA Professor School of Human Sciences



Kyle Lee

CORPORATE SERVICES



Amy Atwell

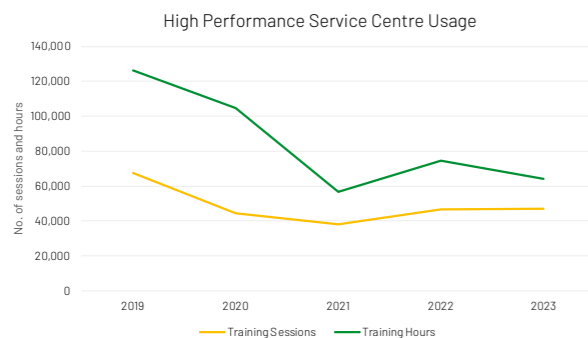
Despite a year of significant change in the Corporate Services Team, the team continues to work tirelessly to provide world class facilities and systems that support both staff and athletes to hit their goals and perform at their peak on the world stage.

ICT

No major ICT projects were carried out in 2023 but WAIS continued to monitor its ICT security following the implementation in 2022 of level one essential eight maturity level security.

Facilities and Equipment

Usage of the WAIS High Performance Centre (HPSC) in 2023 saw a slight decrease on 2022 Athlete Usage as Athlete Scholarship Numbers decreased in 2023. Usage of the HPSC still remains comparable to 2022 but is a reduction on pre-covid usage.

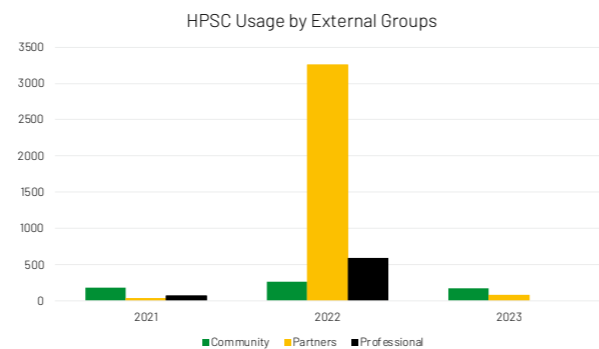


Usage of the HPSC by external groups such as community, partners and professionals has decreased significantly since 2022 primarily because of the reduction in usage by our

training partners who as a one off carried out rehabilitation clinics in 2022. Usage of the HSPC by external groups has otherwise remained consistent over the last three years.

Workplace Health and Safety

In 2023 WAIS undertook an extensive review of its WHS Policies and Procedures and will be looking to implement the redeveloped policies and procedures early in 2023 and then working to embed them into the practices of WAIS in 2024.



In 2023 there were zero notifiable occupational health and safety incidents reported. The continued number of low incidents can be attributed to WAIS's commitment to providing a safe work environment for staff and athletes.

WAIS regularly monitors all potential workplace risks in line with its risk management policies and procedures to ensure that risks are evaluated and appropriately mitigated.

	2023	2022
Lost Time Injury	-	-
Restricted Work Injury	-	-
Medical Treatment Injury	4	2
First Aid Injury	4	1

Unauthorised Use of Credit cards

Officers of the Institute hold corporate credit cards where their functions warrant the usage of this facility. All cardholders are reminded annually of their obligations under the Institute's credit card policy. However, 10 employees mistakenly utilised their corporate credit cards for personal purposes for a total of \$591 and 1 employee purposely utilised their corporate credit card for a total of \$334 over the period of 1 January 2023 to 31 December 2023. This is a total of \$925 and is an increase of \$54 from the previous year.

One matter was referred for disciplinary action to the People and Community Manager and the employee was terminated for serious misconduct due to inappropriate usage of the corporate credit card. Prompt settlement occurred within 5 working days for \$617 of the total unauthorised use of credit cards. Only \$308 was settled after this period and this was the result of it being deducted as part of payroll. Except for the one matter the majority of the expenditure's nature were considered as immaterial and characteristic of an honest mistake.

	2023	2022
Aggregate amount of personal use expenditure for the reporting period.	\$925	\$871
Aggregate amount of personal use expenditure settled by the due date (within 5 working days)	\$617	\$871
Aggregate amount of personal use expenditure settled after the period (after 5 working days)	\$308	-
Aggregate amount of personal use expenditure outstanding at balance date	-	-

Melanie Cooper | General Manager of Corporate Services





PERFORMANCE SYSTEMS & ANALYTICS

The Performance Systems and Analytics (PSA) team functions to enable effective, data-informed decision-making, with a view towards optimising the capacity and performance of WAIS, its sports programs, and our athletes.

In striving towards this vision, 2023 saw the PSA achieve numerous successful outcomes. These include:

Infrastructure Overhaul

The PSA team successfully revamped the WAIS data infrastructure, opting for a cutting-edge data lakehouse model. This ground-up redesign has positioned WAIS at the forefront of data management, ensuring robust foundations for future analytics endeavours.

Redesign of the Individual Athlete Performance Plan

The WAIS Individual Athlete Performance Plan (IAPP) underwent a comprehensive rebuild, reflecting our commitment to delivering streamlined and impactful solutions to the oversight of our sports programs.

Innovative Data Ingestion

All pre-existing data ingestion processes were reconstructed, while new processes were established to broaden the

scope of data exploration. This initiative has enhanced our organisational capability to handle diverse datasets seamlessly.

Dashboard Revolution

Leveraging the new infrastructure and processes, the PSA team have revamped and developed new dashboards, ensuring they align seamlessly with the evolving data landscape, allowing data insights for sports programs.

Collaboration with the AIS

The PSA team have established a new data connection with the Australian Institute of Sport (AIS), fostering collaboration and expanding the data pool for more comprehensive insights.

Sport-Specific Insights

The PSA team delivered new and novel insights to numerous WAIS sports programs in 2023, unlocking the potential of new data to enhance performance strategies and decision-making.

Overall, the PSA team produced a successful set of outcomes from 2023; however, with a forward focussed approach, the 2024 goals set for our team include:

Revised IAPP Implementation

Given the new work done on the IAPP, our intention moving forward is for seamless re-implementation of the revised process, ensuring continued support for sports programs.

Expanded Data Processes

In 2024, we aim to build new data ingestion and analytics processes, extending our reach to support not only sports programs but also other corporate service functions.

Strategic Management Framework

Our team will develop the data capture and reporting process for the WAIS Strategic Management Framework, with the outcomes enhancing our ability to align data analytics with organisational strategies.

NIF Reporting Processes

Our team is committed to helping in the establishment of the reporting processes for the National Integrity Framework.

Forecasting and Targeting Formulas

Over the next 12 months, our team will develop revised recommendations for athlete forecasting and targeting, providing valuable insights to optimise performance and resource prioritisation at WAIS.

Data Governance Alignment

Our team will undertake to implement new data governance processes in alignment with the AIS standards, which is crucial for maintaining data integrity and security.

Dashboard Tool Review

A comprehensive review of dashboard tools will be conducted, ensuring that we leverage the most effective and user-friendly tools for data visualisation across the organisation.

Athlete Journey Productionisation


We aim to implement and scale our athlete journey processes using the data lakehouse, enhancing the efficiency and effectiveness of athlete development programs.

Organisational Data Adoption

Our team will support the organisational adoption of data, ensuring that data becomes an integral part of decision-making across WAIS.

As we reflect on our accomplishments in 2023 and set our sights on ambitious goals for 2024, the PSA team remains dedicated to its vision of enabling effective, data-informed decision-making, with a view towards optimising the capacity and performance of WAIS, its sports programs, and our athletes.

Jake Walkinshaw | Performance Systems & Analytics Manager



Courtney Bruce



WAIS SPORT & COMMUNITY PARTNERS

Principal Partner



Strategic Partners



National Institute Network

Corporate Partners



Athlete Scholarship Fund



WA Government Olympic & Paralympic Direct Athlete Grant



International Scholarship Fund



Athlete Scholarship Fund



Official Apparel and Compression Partner



Official Swimwear Partner

Recognised Training Centres



AUSTRALIA

RECOGNISED OLYMPIC TRAINING CENTRE



Paralympics Australia

Centre for Paralympic Excellence

FINANCIAL CONTENTS

2024 Estimates	39
Independent Auditor's Report	42
Financial Statements	47
Certification of Financial Statements	47
Statement of Comprehensive Income	48
Statement of Financial Position	49
Statement of Changes in Equity	50
Statement of Cash Flows	51
Notes to the Financial Statements	52
Key Performance Indicators	76

2024 SECTION 40 ESTIMATES STATEMENT OF COMPREHENSIVE INCOME

	Estimate (\$) 2024
INCOME FROM STATE GOVERNMENT	
State grants	(9,548,500)
Services received free of charge	(2,540,565)
Total income from State Government	(12,089,065)
INCOME FROM OTHER SOURCES	
Interest revenue	(240,000)
Contribution from sporting bodies	(1,193,776)
Other revenue	(408,943)
Gain on disposal of non-current assets	-
Total income from other sources	(1,842,719)
Total Income	(13,931,784)
COST OF SERVICES	
Employee Benefits Expense	7,547,755
Supplies and services	2,995,678
Depreciation and amortisation expense	291,913
Accommodation expense	2,515,140
Other Expenses	1,764,971
Total cost of services	15,115,457
(SURPLUS) / DEFICIT FOR THE PERIOD	1,183,674

2024 SECTION 40 ESTIMATES STATEMENT OF FINANCIAL POSITION

	Estimate (\$) 2024
ASSETS	
Current Assets	
Cash and cash equivalents	10,763,557
Receivables	207,844
Other current assets	270,029
Inventories	70,573
Total Current Assets	11,312,003
Non-Current Assets	
Property, plant and equipment	572,680
Intangibles	51,391
Total Non-Current Assets	624,071
Total Assets	11,936,074
LIABILITIES	
Current Liabilities	
Payables	1,683,634
Employee related provisions	811,932
Other current liabilities	138,423
Total Current Liabilities	2,633,988
Non-Current Liabilities	
Provisions	301,701
Lease Liability	51,391
Total Non-Current Liabilities	353,092
Total Liabilities	2,987,080
NET ASSETS	8,948,994
Equity	
Accumulated surplus	(1,183,674)
Retained earnings	10,132,668
TOTAL EQUITY	8,948,994

2024 SECTION 40 ESTIMATES STATEMENT OF CASH FLOWS

	Estimate (\$) 2024
Forecast opening cash balance	11,297,000
Cash flows from State Government	
State grants	10,503,350
Net cash provided by State Government	10,503,350
Utilised as follows:	
Cash flows from operating activities	
Payments	
Employee benefits	(7,436,909)
Supplies and services	(2,412,005)
Accommodation	(558,248)
Other payments	(1,764,971)
GST Payments to the ATO	(686,331)
	(12,858,464)
Receipts	
Interest received	240,000
Receipts from sporting bodies	1,313,154
Other receipts	408,943
	1,962,096
Net cash used in operating activities	(10,896,368)
Cash flows from investing activities	
Payments	
Purchase of non-current physical assets	(140,426)
Receipts	
Proceeds from the sale of non-current physical assets	-
Net cash used in investing activities	(140,426)
Net increase in cash and cash equivalents	(533,443)
Cash and cash equivalents at the end of the period	10,763,557

INDEPENDENT AUDITOR'S REPORT

INDEPENDENT AUDITOR'S REPORT



Auditor General

INDEPENDENT AUDITOR'S REPORT
2023
Western Australian Institute of Sport

To the Parliament of Western Australia

Report on the audit of the financial statements

Opinion

I have audited the financial statements of the Western Australian Institute of Sport (Institute) which comprise:

- the Statement of Financial Position at 31 December 2023, and the Statement of Comprehensive Income, Statement of Changes in Equity and Statement of Cash Flows for the year then ended
- Notes comprising a summary of significant accounting policies and other explanatory information.

In my opinion, the financial statements are:

- based on proper accounts and present fairly, in all material respects, the operating results and cash flows of the Western Australian Institute of Sport for the year ended 31 December 2023 and the financial position at the end of that period
- in accordance with Australian Accounting Standards, the *Financial Management Act 2006*, the Treasurer's Instructions.

Basis for opinion

I conducted my audit in accordance with the Australian Auditing Standards. My responsibilities under those standards are further described in the Auditor's responsibilities for the audit of the financial statements section of my report.

I believe that the audit evidence I have obtained is sufficient and appropriate to provide a basis for my opinion.

Responsibilities of the Board for the financial statements

The Board is responsible for:

- keeping proper accounts
- preparation and fair presentation of the financial statements in accordance with Australian Accounting Standards, the *Financial Management Act 2006*, the Treasurer's Instructions
- such internal control as it determines is necessary to enable the preparation of financial statements that are free from material misstatement, whether due to fraud or error.

In preparing the financial statements, the Board is responsible for:

- assessing the entity's ability to continue as a going concern

Page 1 of 5

7th Floor Albert Facey House 469 Wellington Street Perth MAIL TO: Perth BC PO Box 8489 Perth WA 6849 TEL: 08 6557 7500

- disclosing, as applicable, matters related to going concern
- using the going concern basis of accounting unless the Western Australian Government has made policy or funding decisions affecting the continued existence of the Board.

Auditor's responsibilities for the audit of the financial statements

As required by the *Auditor General Act 2006*, my responsibility is to express an opinion on the financial statements. The objectives of my audit are to obtain reasonable assurance about whether the financial statements as a whole are free from material misstatement, whether due to fraud or error, and to issue an auditor's report that includes my opinion. Reasonable assurance is a high level of assurance, but is not a guarantee that an audit conducted in accordance with Australian Auditing Standards will always detect a material misstatement when it exists.

Misstatements can arise from fraud or error and are considered material if, individually or in the aggregate, they could reasonably be expected to influence the economic decisions of users taken on the basis of the financial statements. The risk of not detecting a material misstatement resulting from fraud is higher than for one resulting from error, as fraud may involve collusion, forgery, intentional omissions, misrepresentations or the override of internal control.

A further description of my responsibilities for the audit of the financial statements is located on the Auditing and Assurance Standards Board website. This description forms part of my auditor's report and can be found at https://www.auasb.gov.au/auditors_responsibilities/ar4.pdf.

Report on the audit of controls

Opinion

I have undertaken a reasonable assurance engagement on the design and implementation of controls exercised by the Western Australian Institute of Sport. The controls exercised by the Board are those policies and procedures established to ensure that the receipt, expenditure and investment of money, the acquisition and disposal of property, and the incurring of liabilities have been in accordance with the State's financial reporting framework (the overall control objectives).

In my opinion, in all material respects, the controls exercised by the Western Australian Institute of Sport are sufficiently adequate to provide reasonable assurance that the receipt, expenditure and investment of money, the acquisition and disposal of property and the incurring of liabilities have been in accordance with the State's financial reporting framework during the year ended 31 December 2023.

The Board's responsibilities

The Board is responsible for designing, implementing and maintaining controls to ensure that the receipt, expenditure and investments of money, the acquisition and disposal of property and the incurring of liabilities are in accordance with the *Financial Management Act 2006*, the Treasurer's Instructions and other relevant written law.

Auditor General's responsibilities

As required by the *Auditor General Act 2006*, my responsibility as an assurance practitioner is to express an opinion on the suitability of the design of the controls to achieve the overall control objectives and the implementation of the controls as designed. I conducted my engagement in accordance with Standard on Assurance Engagement ASAE 3150 *Assurance Engagements on*

Page 2 of 5

Controls issued by the Australian Auditing and Assurance Standards Board. That standard requires that I comply with relevant ethical requirements and plan and perform my procedures to obtain reasonable assurance about whether, in all material respects, the controls are suitably designed to achieve the overall control objectives and were implemented as designed.

An assurance engagement involves performing procedures to obtain evidence about the suitability of the controls design to achieve the overall control objectives and the implementation of those controls. The procedures selected depend on my judgement, including an assessment of the risks that controls are not suitably designed or implemented as designed. My procedures included testing the implementation of those controls that I consider necessary to achieve the overall control objectives.

I believe that the evidence I have obtained is sufficient and appropriate to provide a basis for my opinion.

Limitations of controls

Because of the inherent limitations of any internal control structure, it is possible that, even if the controls are suitably designed and implemented as designed, once in operation, the overall control objectives may not be achieved so that fraud, error or non-compliance with laws and regulations may occur and not be detected. Any projection of the outcome of the evaluation of the suitability of the design of controls to future periods is subject to the risk that the controls may become unsuitable because of changes in conditions.

Report on the audit of the key performance indicators

Opinion

I have undertaken a reasonable assurance engagement on the key performance indicators of the Western Australian Institute of Sport for the year ended 31 December 2023. The key performance indicators are the Under Treasurer-approved key effectiveness indicators and key efficiency indicators that provide performance information about achieving outcomes and delivering services.

In my opinion, in all material respects, the key performance indicators of the Western Australian Institute of Sport are relevant and appropriate to assist users to assess the Institute's performance and fairly represent indicated performance for the year ended 31 December 2023.

The Board's responsibilities for the key performance indicators

The Board is responsible for the preparation and fair presentation of the key performance indicators in accordance with the *Financial Management Act 2006* and the Treasurer's Instructions and for such internal controls as the Board determines necessary to enable the preparation of key performance indicators that are free from material misstatement, whether due to fraud or error.

In preparing the key performance indicators, the Board is responsible for identifying key performance indicators that are relevant and appropriate, having regard to their purpose in accordance with Treasurer's Instructions 904 Key Performance Indicators.

Auditor General's responsibilities

As required by the *Auditor General Act 2006*, my responsibility as an assurance practitioner is to express an opinion on the key performance indicators. The objectives of my engagement are to obtain reasonable assurance about whether the key performance indicators are relevant and appropriate to assist users to assess the entity's performance and whether the key performance

indicators are free from material misstatement, whether due to fraud or error, and to issue an auditor's report that includes my opinion. I conducted my engagement in accordance with Standard on Assurance Engagements ASAE 3000 *Assurance Engagements Other than Audits or Reviews of Historical Financial Information* issued by the Australian Auditing and Assurance Standards Board. That standard requires that I comply with relevant ethical requirements relating to assurance engagements.

An assurance engagement involves performing procedures to obtain evidence about the amounts and disclosures in the key performance indicators. It also involves evaluating the relevance and appropriateness of the key performance indicators against the criteria and guidance in Treasurer's Instruction 904 for measuring the extent of outcome achievement and the efficiency of service delivery. The procedures selected depend on my judgement, including the assessment of the risks of material misstatement of the key performance indicators. In making these risk assessments, I obtain an understanding of internal control relevant to the engagement in order to design procedures that are appropriate in the circumstances.

I believe that the evidence I have obtained is sufficient and appropriate to provide a basis for my opinion.

My independence and quality management relating to the report on financial statements, controls and key performance indicators

I have complied with the independence requirements of the *Auditor General Act 2006*, the *ACNC Act* and the relevant ethical requirements relating to assurance engagements. In accordance with ASQM 1 *Quality Management for Firms that Perform Audits or Reviews of Financial Reports and Other Financial Information, or Other Assurance or Related Services Engagements*, the Office of the Auditor General maintains a comprehensive system of quality management including documented policies and procedures regarding compliance with ethical requirements, professional standards and applicable legal and regulatory requirements.

Other information

The Board is responsible for the other information. The other information is the information in the entity's annual report for the year ended 31 December 2023, but not the financial statements, key performance indicators and my auditor's report.

My opinions on the financial statements, controls and key performance indicators does not cover the other information and accordingly I do not express any form of assurance conclusion thereon.

In connection with my audit of the financial statements, controls and key performance indicators my responsibility is to read the other information and, in doing so, consider whether the other information is materially inconsistent with the financial statements and key performance indicators or my knowledge obtained in the audit or otherwise appears to be materially misstated.

If, based on the work I have performed, I conclude that there is a material misstatement of this other information, I am required to report that fact. I did not receive the other information prior to the date of this auditor's report. When I do receive it, I will read it and if I conclude that there is a material misstatement in this information, I am required to communicate the matter to those charged with governance and request them to correct the misstated information. If the misstated information is not corrected, I may need to retract this auditor's report and re-issue an amended report.

Matters relating to the electronic publication of the audited financial statements and key performance indicators

The auditor's report relates to the financial statements and key performance indicators of the Western Australian Institute of Sport for the year ended 31 December 2023 included in the annual report on the Board's website. The Institute's management is responsible for the integrity of the Institute's website. This audit does not provide assurance on the integrity of the Institute's website. The auditor's report refers only to the financial statements, controls and key performance indicators described above. It does not provide an opinion on any other information which may have been hyperlinked to/from the annual report. If users of the financial statements and key performance indicators are concerned with the inherent risks arising from publication on a website, they are advised to contact the entity to confirm the information contained in the website version.



Nayna Raniga
Senior Director Financial Audit
Delegate of the Auditor General for Western Australia
Perth, Western Australia
27 February 2024


WESTERN AUSTRALIAN INSTITUTE OF SPORT (INC)
ANNUAL FINANCIAL STATEMENTS

For the reporting period ended 31 December 2023

CERTIFICATION OF FINANCIAL STATEMENTS

The accompanying financial statements of the Institute have been prepared in compliance with the provisions of the Financial Management Act 2006 from proper accounts and records to present fairly the financial transactions for the reporting period ended 31 December 2023 and the financial position as at 31 December 2023.


At the date of signing we are not aware of any circumstances which would render the particulars included within the financial statements misleading or inaccurate.



Dr Neale Fong
Chair
27 February 2024



Mr Matthew Fulton
Acting Chief Executive Officer
27 February 2024



Mrs Melanie Cooper
General Manager of Corporate Services
27 February 2024



FINANCIAL STATEMENTS STATEMENT OF COMPREHENSIVE INCOME

	Note	12 Months 31 December 2023 \$	12 Months 31 December 2022 \$
COST OF SERVICES			
Expenses			
Employee benefits expense	2.1(a)	7,049,432	6,303,854
Supplies and services	2.2	3,772,005	3,383,403
Depreciation and amortisation expense	4.1(a), 4.2(a), 4.3(a)	284,311	291,688
Finance costs	6.4	208	414
Accommodation expenses	2.2	2,103,387	2,007,643
Other expenses	2.2	1,488,184	1,339,899
Total cost of services		14,697,527	13,326,901
Income			
Interest revenue	3.3	224,605	43,711
Contribution from sporting bodies	3.2	1,187,508	1,169,199
Other revenue	3.5	250,586	328,149
Gain on disposal of non-current assets	3.4	-	20,305
Total Income		1,662,699	1,561,364
Total income other than income from State Government		1,662,699	1,561,364
NET COST OF SERVICES		13,034,828	11,765,537
INCOME FROM STATE GOVERNMENT			
State grants	3.1	9,548,500	10,692,551
Resources received	3.1	2,377,787	2,167,837
Total income from State Government		11,926,287	12,860,388
(DEFICIT) / SURPLUS FOR THE PERIOD		(1,108,541)	1,094,851
TOTAL COMPREHENSIVE (LOSS) / INCOME FOR THE PERIOD		(1,108,541)	1,094,851

Statement of Comprehensive Income for the year ended 31 December 2023.
The Statement of Comprehensive Income should be read in conjunction with the accompanying notes.



FINANCIAL STATEMENTS STATEMENT OF FINANCIAL POSITION

	Note	31 December 2023 \$	31 December 2022 \$
ASSETS			
Current Assets			
Cash and cash equivalents	6.1	10,223,338	11,330,109
Receivables	5.1	312,136	388,251
Other current assets	5.3	213,671	198,395
Inventories	5.2	89,746	75,961
Total Current Assets		10,838,891	11,992,716
Non-Current Assets			
Property, plant and equipment	4.1	731,498	815,073
Right of Use Asset	4.2	14,881	62,530
Total Non-Current Assets		746,379	877,603
Total Assets		11,585,270	12,870,319
LIABILITIES			
Current Liabilities			
Payables	5.4	1,334,572	1,419,962
Employee Related Provisions	2.1(b)	525,034	609,302
Lease Liabilities	6.2	-	47,996
Other current liabilities	5.5	268,858	168,425
Total Current Liabilities		2,128,464	2,245,685
Non-Current Liabilities			
Employee Related Provisions	2.1(b)	159,129	218,416
Total Non-Current Liabilities		159,129	218,416
Total Liabilities		2,287,593	2,464,101
NET ASSETS		9,297,677	10,406,218
Equity			
Accumulated surplus		9,297,677	10,406,218
TOTAL EQUITY		9,297,677	10,406,218

Statement of Financial Position as at 31 December 2023.
The Statement of Financial Position should be read in conjunction with the accompanying notes.



FINANCIAL STATEMENTS

STATEMENT OF CHANGES IN EQUITY

	Note	Accumulated surplus \$	Total equity \$
Balance at 1 January 2022		9,311,367	9,311,367
Total comprehensive income for the period		1,094,851	1,094,851
Balance at 31 December 2022		10,406,218	10,406,218
Balance at 1 January 2023		10,406,218	10,406,218
Total comprehensive (loss) for the period		(1,108,541)	(1,108,541)
Balance at 31 December 2023		9,297,677	9,297,677

Statement of Changes in Equity for the year ended 31 December 2023.
The Statement of Changes in Equity should be read in conjunction with the accompanying notes.

FINANCIAL STATEMENTS

STATEMENT OF CASH FLOWS

	Note	12 Months 31 December 2023 \$	12 Months 31 December 2022 \$
CASH FLOWS FROM STATE GOVERNMENT			
State grants		9,548,500	17,562,402
Net cash provided by State Government		9,548,500	17,562,402
Utilised as follows:			
CASH FLOWS FROM OPERATING ACTIVITIES			
Payments			
Employee benefits		(7,323,143)	(6,021,432)
Supplies and services		(3,156,901)	(3,061,857)
Accommodation		(287,955)	(270,334)
GST payments on purchases		(282,148)	(441,823)
Other payments		(1,427,601)	(1,204,498)
GST payments to the ATO		(520,524)	(522,319)
Receipts			
Interest received		224,813	44,125
GST receipts on sales / grants		802,559	1,871,230
Other receipts		1,516,921	1,437,583
Net cash used in operating activities		(10,453,979)	(8,169,325)
CASH FLOWS FROM INVESTING ACTIVITIES			
Payments			
Purchase of non-current physical assets		(153,088)	(381,018)
Receipts			
Proceeds from the sale of non-current physical assets		-	30,000
Net cash used in investing activities		(153,088)	(351,018)
CASH FLOWS FROM FINANCING ACTIVITIES			
Payments			
Principal elements of lease payments		(48,204)	(46,800)
Net cash used in financing activities		(48,204)	(46,800)
Net (decrease) / increase in cash and cash equivalents		(1,106,771)	8,995,259
Cash and cash equivalents at the beginning of the period		11,330,109	2,334,850
CASH AND CASH EQUIVALENTS AT THE END OF THE FINANCIAL PERIOD		10,223,338	11,330,109

Statement of Cash Flows for the year ended 31 December 2023.
The Statement of Cash Flows should be read in conjunction with the accompanying notes.

NOTES TO THE FINANCIAL STATEMENTS

	2023 \$	2022 \$
Other provisions		
Employment on-costs ^(c)	76,613	88,392
	76,613	88,392
Total current employee related provisions	525,034	609,302
NON-CURRENT		
Employee Benefits Provision		
Long service leave ^(b)	134,593	185,098
Other Provisions		
Employment on-costs ^(c)	24,536	33,318
Total non-current employee related provisions	159,129	218,416
Total employee related provisions	684,163	827,718
Provision is made for benefits accruing to employees in respect of annual leave and long service leave for services rendered up to the reporting date and recorded as an expense during the period the services are delivered.		
(a) Annual leave liabilities have been classified as current as there is no unconditional right to defer settlement for at least 12 months after the reporting period. The provision for annual leave is calculated at the present value of expected payments to be made in relation to services provided by employees up to the reporting date.		
(b) Long service leave liabilities are unconditional long service leave provisions and are classified as current liabilities as the Institute does not have an unconditional right to defer settlement of the liability for at least 12 months after the end of the reporting period. Pre-conditional and conditional long service leave provisions are classified as non-current liabilities because the Institute has an unconditional right to defer the settlement of the liability until the employee has completed the requisite years of service. The provision for long service leave is calculated at present value as the Institute does not expect to wholly settle the amounts within 12 months. The present value is measured taking into account the present value of expected future payments to be made in relation to services provided by employees up to the reporting date. These payments are estimated using the remuneration rate expected to apply at the time of settlement, and discounted using market yields at the end of the reporting period on national government bonds with terms to maturity that match, as closely as possible, the estimated future cash outflows		
(c) Employment on-costs involve settlements of annual and long service leave liabilities which gives rise to the payment of employment on-costs including workers' compensation insurance. The provision is the present value of expected future payments. Employment on-costs, including workers' compensation insurance premiums, are not employee benefits and are recognised separately as liabilities and expenses when the employment to which they relate has occurred. Employment on-costs are included as part of 'Other expenses, note 2.2 (apart from the unwinding of the discount (finance cost))' and are not included as part of the Institute's 'employee benefits expense'. The related liability is included in 'Employment on-costs provision'.		

NOTES TO THE FINANCIAL STATEMENTS

	2023 \$	2022 \$
Employment On-Cost Provision		
Carrying amount at start of period	121,710	64,600
Movements during period	(20,561)	57,110
Carrying amount at end of year	101,149	121,710
Key Sources of Estimation Uncertainty – Long Service Leave		
Key estimates and assumptions concerning the future are based on historical experience and various other factors that have a significant risk of causing a material adjustment to the carrying amount of assets and liabilities within the next financial year. Several estimates and assumptions are used in calculating an Institute's long service leave provision. These include:		
<ul style="list-style-type: none"> • expected future salary rates; • discount rates; • employee retention rates; and • expected future payments. 		
Changes in these estimations and assumptions may impact on the carrying amount of the long service leave provision. Any gain or loss following revaluation of the present value of long service leave liabilities is recognised as employee benefits expense.		
2.2 Other Expenditure		
Supplies and Services		
Travel	830,260	719,240
Consultants and contractors	641,637	640,365
Communication	32,440	38,003
Venue hire, sports related repairs and maintenance	1,369,575	1,259,260
Events	6,800	72,343
Training and development	97,205	39,641
Other	794,088	614,551
Total Supplies and Services Expenses	3,772,005	3,383,403
Accommodation Expenses		
HPSC lease	2,103,387	2,007,643
Total Accommodation Expenses	2,103,387	2,007,643
Other		
Equipment repairs & maintenance	148,201	134,990
General administration expenses	19,359	20,439
Sport programs	686,373	651,599
Sport science	80,549	128,801
Marketing & promotion	99,932	26,255
Employment on-costs	453,770	377,815
Total Other Expenses	1,488,184	1,339,899
Total Other Expenditure	7,363,576	6,730,945

NOTES TO THE FINANCIAL STATEMENTS

	Note	2023 \$	2022 \$
<p>Supplies and Services: Supplies and services are recognised as an expense in the reporting period in which they are incurred.</p> <p>Equipment Repairs & Maintenance Costs: These costs are recognised as expenses as incurred, except where they relate to the replacement of a significant component of an asset. In that case, the costs are capitalised and depreciated.</p> <p>Accommodation: The HPSC lease between the Institute and VenuesWest is outside of the scope of AASB 16 as per the Government Office Accommodation exemption under Treasurer's Instruction 916 and therefore accommodation expenses are recognised as an expense in the reporting period they are incurred. They represent the fair value of the HPSC lease which includes a cash component and services free of charge provided by VenuesWest as part of their Community Service Obligation.</p> <p>Other Operating Expenses: These expenses generally represent the day-to-day running costs incurred in normal operations.</p> <p>Employee On-Cost: These costs include workers' compensation insurance and other employment on-costs. The on-costs liability associated with the recognition of annual and long service leave liabilities is included at Note 2.1(b) Employee related provisions. Superannuation contributions accrued as part of the provision for leave are employee benefits and are not included in employment on-costs.</p>			
3. Our Funding Sources			
How We Obtain our Funding			
This section provides additional information about how the Institute obtains its funding and the relevant accounting policy notes that govern the recognition and measurement of this funding. The primary income received by the Institute and the relevant notes are:			
3.1 Income from State Government			
Sports Lotteries Funding grant		9,548,500	9,548,500
Consolidated Funding grant		-	1,144,051
		9,548,500	10,692,551
Services received free of charge from other State Government Agencies			
Determined on the basis of the following estimates provided by agencies:			
VenuesWest - Accommodation		1,867,288	1,803,545
VenuesWest - Venue hire		510,499	364,293
		2,377,787	2,167,837
		11,926,287	12,860,388

NOTES TO THE FINANCIAL STATEMENTS

	2023 \$	2022 \$
<p>Grants are recognised as income at the fair value of consideration received in the period in which the Institute gains control of the funds. The funding agreement with the State Government does not contain sufficiently specific performance obligations and therefore the funding is recognised as revenue when the funds are received in the Institute's bank account which is when control of the funds is obtained by the Institute.</p> <p>Services Received Free of Charge: Are recognised as income (and assets or expenses) equivalent to the fair value of the assets, or the fair value of those services that can be reliably determined and which would have been purchased if not donated.</p>		
3.2 Contributions from Sporting Bodies		
Contributions from sporting bodies	1,187,508	1,169,199
<p>Contributions from sporting bodies are recognised as income when the Institute obtains control of the contribution. Agreements with sporting bodies do not contain sufficiently specific performance obligations for contributions and are therefore recognised when the contributions are due and receivable, which is when income is invoiced, typically at the start of each quarter.</p>		
3.3 Interest Revenue		
Interest received from deposits	224,605	43,711
3.4 Net gain/(loss) on disposal of non-current assets		
Proceeds from Disposal of Non-Current Assets		
Plant, equipment and vehicles	-	20,305
Net gain/(loss)	-	20,305
<p>Realised and Unrealised Gains: Are usually recognised on a net basis. Gains and losses on the disposal of non-current assets are presented by deducting from the proceeds on disposal the carrying amount of the asset and related selling expenses. Gains and losses are recognised in profit or loss in the statement of comprehensive income (from the proceeds of sale).</p>		
3.5 Other Revenue		
National Generation 2032 Program Funding	120,000	120,000
Stronger Pathways Project	-	30,000
Other	130,586	178,149
	250,586	328,149
<p>Other Revenue: is recognised at the transaction price when the Institute transfers control of the services to customers. Revenue is recognised for the major activities as follows:</p> <p>Revenue is recognised at a point-in-time for venue hire, athlete recharges, tours, and funding for specific programs by the AIS and State Government. The performance obligations for these charges are satisfied when services have been provided.</p>		

	Note	2023 \$	2022 \$
4. Key assets			
Assets the Institute utilises for economic benefit or service potential			
This section includes information regarding the key assets the Institute utilises to gain economic benefits or provide service potential. The section sets out both the key accounting policies and financial information about the performance of these assets:			
Property, plant and equipment	4.1	731,498	815,073
Right of Use Asset	4.2	14,881	62,530
Intangibles	4.3	-	-
Total Key Assets		746,379	877,603

4.1 Property, plant and equipment

	HPSC Improvements	Plant, Equipment & Vehicles	Office Equipment	WIP	Total
	\$	\$	\$	\$	\$
2023					
Carrying amount at start of period	7,262	571,692	236,119	-	815,073
Additions	-	50,900	5,227	96,961	153,088
Depreciation	(1,104)	(215,013)	(20,546)	-	(236,663)
Carrying amount at end of period	6,158	407,579	220,800	96,961	731,498

Initial Recognition

Items of property, plant and equipment, costing \$5,000 or more are measured initially at cost. Where an asset is acquired for no or nominal cost, the cost is valued at its fair value at the date of acquisition. Items of property, plant and equipment costing less than \$5,000 are immediately expensed direct to the Statement of Comprehensive Income (other than where they form part of a group of similar items which are significant in total).

The cost of HPSC improvements are capitalised and depreciated over the shorter of the remaining term of the lease or the estimated useful life of the HPSC improvement.

Subsequent Measurement

All property, plant and equipment are stated at historical cost less accumulated depreciation and accumulated impairment losses.

	2023 \$	2022 \$
4.1(a) Depreciation and Impairment		
Charge for the Period		
HPSC improvements	1,104	1,104
Plant, equipment and vehicles	215,013	235,800
Office equipment	20,546	5,610
	236,663	242,514
As at 31 December 2023, there were no indications of impairment to property, plant and equipment.		
There are no surplus assets as at 31 December 2023.		

Finite Useful Lives

All Property, plant and equipment having a limited useful life are systematically depreciated over their estimated useful lives in a manner that reflects the consumption of their future economic benefits.

Depreciation is generally calculated on a straight line basis, at rates that allocate the asset's value, less any estimated residual value, over its estimated useful life. Typical estimated useful lives for the different asset classes for current and prior years are included in the table below:

Asset	Useful life: years
Property, Plant and equipment, intangibles and vehicles	3 to 15 years
Office equipment	3 to 10 years
HPSC Improvements	5 to 10 years

The estimated useful lives, residual values and depreciation method are reviewed at the end of each annual reporting period, and adjustments should be made where appropriate.

HPSC improvements are depreciated over the shorter of the lease term and their useful lives.

Impairment

Non-financial assets, including items of plant and equipment, are tested for impairment whenever there is an indication that the asset may be impaired. Where there is an indication of impairment, the recoverable amount is estimated. Where the recoverable amount is less than the carrying amount, the asset is considered impaired and is written down to the recoverable amount and an impairment loss is recognised.

Where an asset measured at cost is written down to its recoverable amount, an impairment loss is recognised through profit or loss.

If there is an indication that there has been a reversal in impairment, the carrying amount shall be increased to its recoverable amount. However, this reversal should not increase the asset's carrying amount above what would have been determined, net of depreciation or amortisation, if no impairment loss had been recognised in prior years.

The risk of impairment is generally limited to circumstances where an asset's depreciation is materially understated, where the replacement cost is falling or where there is a significant change in useful life. Each relevant class of assets is reviewed annually to verify that the accumulated depreciation/amortisation reflects the level of consumption or expiration of the asset's future economic benefits and to evaluate any impairment risk from declining replacement costs.

NOTES TO THE FINANCIAL STATEMENTS

	2023 \$	2022 \$
4.2 Right of Use Asset		
Carrying amount at beginning of period	62,529	13,006
Additions	-	94,403
Depreciation	(47,648)	(44,879)
Carrying amount at end of the period	14,881	62,530
<p>Additions to right-of-use assets during the 2023 financial year was \$nil (2022: \$94,403 - consisting of lease for Rowing boats)</p> <p>Initial Recognition Right-of-use assets are measured at cost including the following:</p> <ul style="list-style-type: none"> the amount of the initial measurement of lease liability any lease payments made at or before the commencement date less any lease incentives received any initial direct costs, and restoration costs, including dismantling and removing the underlying asset <p>The Institute has elected not to recognise right-of-use assets and lease liabilities for short term leases (with a lease term of 12 months or less) and low value leases (with an underlying value of \$5,000 or less). Lease payments associated with these leases are expensed over a straight-line basis over the lease term.</p> <p>Subsequent Measurement The cost model is applied for subsequent measurement of right-of-use assets, requiring the asset to be carried at cost less any accumulated depreciation and accumulated impairment losses and adjusted for any re-measurement of lease liability.</p> <p>Depreciation and Impairment of Right-of-Use Assets Right-of-use assets are depreciated on a straight-line basis over the shorter of the lease term and the estimated useful lives of the underlying assets.</p> <p>If ownership of the leased asset transfers to the Institute at the end of the lease term or the cost reflects the exercise of a purchase option, depreciation is calculated using the estimated useful life of the asset.</p> <p>Right-of-use assets are tested for impairment when an indication of impairment is identified.</p>		
4.2(a) Depreciation and Impairment		
Charge for the period		
Plant, equipment and vehicles	47,648	44,879
Total right-of-use asset depreciation	47,648	44,879
Lease Interest Expense	208	414
<p>The total cash outflow for leases in 2023 was \$48,204 (2022: \$46,800).</p> <p>The Institute's leasing activities and how these are accounted for:</p> <p>The Institute has two leases for equipment. The Institute recognises leases as right-of-use assets and associated lease liabilities in the Statement of Financial Position.</p> <p>The corresponding lease liabilities in relation to these right-of-use assets have been disclosed in note 6.2.</p>		

NOTES TO THE FINANCIAL STATEMENTS

	2023 \$	2022 \$
4.3 Intangibles		
2023	Software \$	Total \$
Carrying amount at start of period	-	-
Amortisation expense	-	-
Carrying amount at end of period	-	-
<p>Initial Recognition Intangible assets are initially recognised at cost. For assets acquired at significantly less than fair value, the cost is their fair value at the date of acquisition.</p> <p>Acquisitions of intangible assets costing \$5,000 or more and internally generated intangible assets costing \$5,000 or more that comply with the recognition criteria of AASB 138 Intangible Assets (as noted above) are capitalised.</p> <p>Costs incurred below these thresholds are immediately expensed directly to the Statement of comprehensive income.</p> <p>An internally generated intangible asset arising from development (or from the development phase of an internal project) is recognised if, and only if, all of the following are demonstrated:</p> <ol style="list-style-type: none"> the technical feasibility of completing the intangible asset so that it will be available for use or sale; an intention to complete the intangible asset, and use or sell it; the ability to use or sell the intangible asset; the intangible asset will generate probable future economic benefit; the availability of adequate technical, financial and other resources to complete the development and to use or sell the intangible asset; and the ability to measure reliably the expenditure attributable to the intangible asset during its development. <p>Costs incurred in the research phase of a project are immediately expensed.</p> <p>Subsequent Measurement The cost model is applied for subsequent measurement of intangible assets, requiring the asset to be carried at cost less any accumulated amortisation and accumulated impairment losses.</p>		
4.3(a) Amortisation and impairment		
Charge for the period		
Software	-	4,295
Total amortisation for the period	-	4,295
<p>As at 31 December 2023 there were no indications of impairment to intangible assets.</p> <p>The Institute held no goodwill or intangible assets with an indefinite useful life during the reporting period. At the end of the reporting period there were no intangible assets not yet available for use.</p> <p>Amortisation of finite life intangible assets is calculated on a straight line basis at rates that allocate the asset's value over its estimated useful life. All intangible assets controlled by the Institute have a finite useful life and zero residual value. Estimated useful lives are reviewed annually.</p>		

NOTES TO THE FINANCIAL STATEMENTS

	Note	2023 \$	2022 \$
The estimated useful lives for each class of intangible asset are: Software ^(a) 3 to 5 years			
Impairment of intangible assets			
Computer Software			
Software that is an integral part of the related hardware is recognised as part of the tangible asset. Software that is not an integral part of the related hardware is recognised as an intangible asset. Software costing less than \$5,000 is expensed in the year of acquisition.			
5. Other assets and liabilities			
This section sets out those assets and liabilities that arose from the Institute's controlled operations and includes other assets utilised for economic benefits and liabilities incurred during normal operations:			
Receivables	5.1	312,136	388,251
Inventories	5.2	89,746	75,961
Other current assets	5.3	213,671	198,395
Payables	5.4	1,334,572	1,419,962
Other liabilities	5.5	268,858	168,425
5.1 Receivables			
Current			
Receivables		192,136	388,251
Allowance for impairment of receivables		-	-
Grant receivable		120,000	-
Total Current		312,136	388,251
Trade receivables are recognised at original invoice amount less any allowances for uncollectible amounts (i.e. impairment). The carrying amount of net trade receivables is equivalent to fair value as it is due for settlement within 30 days.			
5.2 Inventories			
Current			
Inventories held:			
At cost or net realisable value		89,746	75,961
Total Current		89,746	75,961
Inventories are measured at the lower of cost and net realisable value. Costs are assigned on a method most appropriate for each class.			

NOTES TO THE FINANCIAL STATEMENTS

	Note	2023 \$	2022 \$
5.3 Other Current Assets			
Prepayments		213,671	198,395
Total Current		213,671	198,395
Other non-financial assets include prepayments which represent payments in advance of receipt of goods or services or that part of expenditure made in one accounting period covering a term extending beyond that period.			
5.4 Payables			
Current			
Trade Payables		329,782	161,184
GST and PAYG Liability		910,757	1,188,889
Olympic/Commonwealth Games Selection Funding		3,000	3,000
Other Payables		91,033	66,888
Total Payables		1,334,572	1,419,962
Payables are recognised at the amounts payable when the Institute becomes obliged to make future payments as a result of a purchase of assets or services. The carrying amount is equivalent to fair value as settlement is generally within 20 days.			
5.5 Other Current Liabilities			
Accrued expenses		146,800	168,425
Funds held in trust		122,058	-
Total Other Current Liabilities		268,858	168,425
6. Financing			
This section sets out the material balances and disclosures associated with the financing and cash flows of the Institute.			
Cash and cash equivalents	6.1	10,223,338	11,330,109
Lease Liabilities	6.2	-	47,996
Non-cancellable lease commitments	6.3	276,325	477,040
Finance cost	6.4	208	414
6.1 Cash and Cash Equivalents			
Cash at Bank		10,094,779	11,330,109
Cash on hand		6,500	-
Restricted Cash		122,059	-
Total Cash and Cash Equivalents		10,223,338	11,330,109
For the purpose of the statement of cash flows, cash and cash equivalent assets comprise cash on hand and short-term deposits with original maturities of three months or less that are readily convertible to a known amount of cash and which are subject to insignificant risk of changes in value.			
Restricted Cash funds as at year end 2023, are funds currently held in the Institute's Cash Management account as a noted Restricted Cash, as it is being held on behalf of the now ceased Wally Foreman Foundation (Inc). The funds are awaiting a new Institute bank account to be activated in which to hold in place the funds transferred from the Wally Foreman Foundation (Inc) as per the Trust agreement.			

NOTES TO THE FINANCIAL STATEMENTS

	2023 \$	2022 \$
Upon activation of the new Institute bank account, the funds will be transferred and held in the new Institute bank account which is to comply with the signed Trust agreement.		
6.2 Lease Liabilities		
Current	-	47,996
	-	47,996
The lease liability is nil as full payment of the Rowing boats was made within the 2023 year, therefore do not require a liability to be recognised.		
Initial Measurement		
The Institute measures a lease liability, at the commencement date, at the present value of the lease payments that are not paid at that date. The lease payments are discounted using the interest rate implicit in the lease. If that rate cannot be readily determined, the Institute uses the incremental borrowing rate provided by Western Australia Treasury Corporation.		
Lease payments included by the Institute as part of the present value calculation of lease liability include:		
<ul style="list-style-type: none"> fixed payments (including in-substance fixed payments), less any lease incentives receivable; variable lease payments that depend on an index or a rate initially measured using the index or rate as at the commencement date; amounts expected to be payable by the lessee under residual value guarantees; the exercise price of purchase options (where these are reasonably certain to be exercised); payments for penalties for terminating a lease, where the lease term reflects the Institute exercising an option to terminate the lease. 		
The interest on the lease liability is recognised in profit or loss over the lease term so as to produce a constant periodic rate of interest on the remaining balance of the liability for each period. Lease liabilities do not include any future changes in variable lease payments (that depend on an index or rate) until they take effect, in which case the lease liability is reassessed and adjusted against the right-of-use asset.		
Periods covered by extension or termination options are only included in the lease term by the Institute if the lease is reasonably certain to be extended (or not terminated).		
Variable lease payments, not included in the measurement of lease liability, that are dependent on sales, are recognised by the Institute in profit or loss in the period in which the condition that triggers those payments occurs.		
This section should be read in conjunction with note 4.2 Right-of-use assets.		
Subsequent Measurement		
Lease liabilities are measured by increasing the carrying amount to reflect interest on the lease liabilities; reducing the carrying amount to reflect the lease payments made; and remeasuring the carrying amount at amortised cost, subject to adjustments to reflect any reassessment or lease modifications.		

NOTES TO THE FINANCIAL STATEMENTS

	Note	2023 \$	2022 \$
6.3 Non-Cancellable Arrangements - VenuesWest			
Maturity Analysis of payments to VenuesWest			
Within 1 year		206,737	200,715
Later than 1 year and not later than 5 years		69,588	276,325
Total Non-Cancellable Arrangements - VenuesWest		276,325	477,040
The Institute has entered into an arrangement with VenuesWest, for the use of the WAIS High Performance Service Centre. This arrangement is exempted from the requirements of AASB 16 (as outlined in TI 916) and as such, payments made by WAIS under this arrangement are expensed as incurred. The arrangement is non-cancellable with four terms of five years each, with rent payable monthly in advance. At this time no option to extend has been taken up. Contingent rent provisions within the agreement require that the minimum payments shall be increased by the higher of CPI or 3% annually (rent is increased by 3% annually for the first term) and by a current market rent valuation in the final year of each term.			
6.4 Finance Cost			
Plant, equipment and vehicles		208	414
Total Finance Cost		208	414
'Finance cost' includes the interest component of lease liability repayments, and the increase in financial liabilities and non-employee provisions due to the unwinding of discounts to reflect the passage of time.			
7. Financial Instruments and Contingencies			
7.1 Financial Instruments			
The carrying amounts of each of the following categories of financial assets and financial liabilities at the end of the period are:			
Financial Assets			
Cash and cash equivalents		10,223,338	11,330,109
Financial assets measured at amortised cost		26,972	272,027
Grant receivable		120,000	-
Total Financial Assets		10,370,310	11,602,136
Financial Liabilities			
Financial Liabilities Measured at Amortised Cost		692,673	399,497
Total Financial Liabilities		692,673	399,497
The amount of financial assets (financial liabilities) at amortised cost excludes GST recoverable (payable to) from the ATO			
7.2.1 Contingent Assets			
There are no contingent assets.			
7.2.2 Contingent Liabilities			
There are no contingent liabilities.			

NOTES TO THE FINANCIAL STATEMENTS

	Note	2023 \$	2022 \$
8. Other Disclosures			
This section includes additional material disclosures required by accounting standards or other pronouncements, for the understanding of this financial report.			
Events occurring after the end of the reporting period	8.1		
Initial application of Australian Accounting Standards	8.2		
Key management personnel	8.3		
Related party transactions	8.4		
Affiliated bodies	8.5		
Remuneration of auditors	8.6		
Equity	8.7		
Supplementary financial information	8.8		
Other Matters	8.9		
Explanatory statement	8.10		
8.1 Events Occurring After the End of the Reporting Period			
Additional State Government funding of \$1,482,250 was approved in January 2024.			
8.2 Initial Application of Australian Accounting Standards			
The Institute did not adopt any new or amended Australian Accounting Standards for the first time, during the year ended 31 December 2023.			
8.3 Key Management Personnel			
The Institute has determined that key management personnel include cabinet ministers, board members, and, senior officers of the Institute. No expenses are incurred to compensate Ministers and those disclosures may be found in the Annual Report on State Financials.			
Priya Cooper was replaced Dr Neale Fong as Chair Person of the board as at 12th September 2023 & Steve Lawrence was replaced as CEO by Matt Fulton as Acting CEO on 1st November 2023.			
The number of members of the Institute, whose total of fees, salaries, superannuation, non-monetary benefits and other benefits for the financial year, fall within the following bands are:			

NOTES TO THE FINANCIAL STATEMENTS

	2023 \$	2022 \$
Remuneration Band (\$)		
0 - 10,000	19	15
	\$	\$
Short term benefits	8,000	8,000
Other long-term benefits	-	-
Total remuneration of members of the accountable authority	8,000	8,000
Total remuneration includes the superannuation expense incurred by the Institute.		
Compensation of Other Key Management Personnel		
The number of senior officers, other than senior officers reported as members of the accountable authority, whose total fees, salaries, superannuation, non-monetary benefits and other benefits for the financial year fall within the following bands are:		
Remuneration Band (\$)		
0 - 50,000	4	2
50,001 - 100,000	2	1
100,001 - 150,000	1	-
150,001 - 200,000	3	3
200,001 - 250,000	-	1
250,001 - 300,000	-	-
300,001 - 350,000	-	-
350,001 - 400,000	-	1
400,001 - 450,000*	1	-
450,001 - 500,000	-	-
Short term benefits	999,031	1,091,247
Post employment benefits	121,167	101,210
Termination benefits	220,920	28,535
Other long term benefits	15,732	15,251
Total remuneration of other key management personnel	1,356,850	1,236,242
*Please note that remuneration band 400,001 - 450,000 includes the CEO payout		

NOTES TO THE FINANCIAL STATEMENTS

	2023 \$	2022 \$
8.4 Related Party Transactions		
The Institute is an incorporated association and a wholly owned public sector entity that is controlled by the state of Western Australia. In conducting its activities, the Institute is required to pay various taxes and levies based on the standard terms and conditions that apply to all tax and levy payers to the State and entities related to State.		
Related Parties of the Institute Include:		
<ul style="list-style-type: none"> all cabinet ministers and their close family members, and their controlled or jointly controlled entities; all senior officers and their close family members, and their controlled or jointly controlled entities; other agencies and statutory authorities, including related bodies, that are included in the whole of government consolidated financial statements (i.e. wholly owned public sector entities); and associates and joint ventures of a wholly owned public sector entity. 		
Material Transactions with Related Parties:		
During the year a number of officers forming part of the WAIS' key management personnel were also contracted to provide services such as medical services to support WAIS athletes as well salary recoupment for their secondment and consulting services.		
Purchases of Goods and Services		
Purchase of medical services to support WAIS athletes	117,515	108,320
Salary recoupment for services rendered	121,191	-
Consulting Services	16,481	15,800
	255,187	124,120
8.5 Affiliated Bodies		
The Wally Foreman Foundations was an affiliated body of the Institute that received administration support but was not subject to operational control by the institute. During the year, the Wally Foreman Foundation was wound up and the remaining cash balance was transferred to the Institute to be held in Trust and used to finance athlete scholarships in future periods.		
8.6 Remuneration of Auditors		
Auditing the accounts, financial statements and key performance indicators	60,750	58,500

NOTES TO THE FINANCIAL STATEMENTS

	2023 \$	2022 \$
8.7 Equity		
Balance at start of period	10,406,218	9,311,367
Comprehensive (loss) income for the period	(1,108,541)	1,094,851
Balance at end of period	9,297,677	10,406,218
8.8 Supplementary Financial Information		
(a) Write-offs		
No write offs were made during the 12 month period to 31 December 2023 under the Institute's authority.		
8.9 Other Matters		
In 2023 the DGLSC commissioned KPMG to conduct an independent review on the Culture and Governance towards Athlete Safeguarding at WAIS in the past 5 years. KPMG are currently in the process of carrying out this review and the report has not yet been finalised.		
8.10 Explanatory Statement		
This explanatory section explains variations in the financial performances of the Institute undertaking transactions under its own control, as represented by the primary financial statements.		
All variances between annual estimates (original budget) and actual results for 2023, and between the actual results for 2023 and 2022 are shown below. Narratives are provided for key major variances which vary more than 10% from their comparative and that the variation is more than 1% of the comparative:		
1. Estimate and actual results for the current year		
<ul style="list-style-type: none"> Total Cost of Services of the annual estimates for the Statement of comprehensive income and Statement of cash flows (i.e. \$120,558) Total Assets of the annual estimates for the Statement of financial position (i.e. \$131,056 in the example below) 		
2. For the previous year		
<ul style="list-style-type: none"> Total Cost of Services of the previous year for the Statement of comprehensive income and Statement of cash flows (i.e. \$117,655) Total Assets of the previous year for the Statement of financial position (i.e. \$128,703) 		

NOTES TO THE FINANCIAL STATEMENTS

	Note	Actual 2023 \$	Actual 2022 \$	Variance between actual results for 2023 and 2022 \$
Statement of Comprehensive Income				
EXPENSES				
Employee benefits expense	1	7,049,432	6,303,854	745,578
Supplies and services	2	3,772,005	3,383,403	388,602
Depreciation and amortisation expense		284,311	291,688	(7,377)
Finance Cost		208	414	(206)
Accommodation expense		2,103,387	2,007,643	95,744
Other expenses		1,488,184	1,339,899	148,285
Total Cost of Services		14,697,527	13,326,901	1,370,626
INCOME				
Revenue				
Interest revenue	3	224,605	43,711	180,894
Contribution from sporting bodies		1,187,508	1,169,199	18,309
Other revenue		250,586	328,149	(77,563)
Gain/(loss) on disposal of non-current assets		-	20,305	(20,305)
Total income other than income from State Government		1,662,699	1,561,364	101,335
NET COST OF SERVICES		13,034,828	11,765,537	1,269,291
INCOME FROM STATE GOVERNMENT				
State Grants	4	9,548,500	10,692,551	(1,144,051)
Services received free of charge		2,377,787	2,167,837	209,950
Total Income from State Government		11,926,287	12,860,388	(934,101)
(DEFICIT) / SURPLUS FOR THE PERIOD		(1,108,541)	1,094,851	(2,203,392)

Major Actual (2023) and Comparative (2022) Variance Narratives

- Employee benefits are up by 11.83% in comparison to 2022. This is primarily the result of a number of termination payments due to key personnel changes payrate increases granted to employees during the year and a net increase in the number of employees.
- Supplier and Service expenditure costs are up by 11.49% in comparison to 2022. These higher than expected cost increases for services and supplies were primarily the result of cost escalation increases in travel and consultant costs as a result of a significant increase in legal costs primarily

associated with the Women's Artistic Gymnastics (WAG) Program.

- Interest revenue has increased by 413.85% in comparison to 2022, this is due to both interest rates having increased over the last 12 months from a cash rate of 3.1% to 4.35%, plus the adoption of a cash management strategy to increase the time funds are spent in a high interest account.
- State grants are down 10.70%. While base funding from the State Government has not changed, additional one off consolidated funding grant received in 2022 for priority projects did not recur in 2023.

NOTES TO THE FINANCIAL STATEMENTS

	Note	Actual 2023 \$	Estimate 2023 \$	Variance between actual results and Estimates \$
Statement of Comprehensive Income				
EXPENSES				
Employee benefits expense		7,049,432	6,476,723	572,709
Supplies and services	1	3,772,005	2,278,060	1,493,945
Depreciation and amortisation expense		284,311	221,395	62,916
Finance cost		208	-	208
Accommodation expense	2	2,103,387	2,373,073	(269,686)
Other expenses	3	1,488,184	2,153,092	(664,908)
Total Cost of Services		14,697,527	13,502,343	1,195,184
INCOME				
Revenue				
Interest revenue	4	224,605	3,818	220,787
Contribution from sporting bodies		1,187,508	1,216,707	(20,199)
Other revenue		250,586	226,053	24,533
Total income other than income from State Government		1,662,699	1,446,578	216,121
NET COST OF SERVICES		13,034,828	12,055,765	979,063
INCOME FROM STATE GOVERNMENT				
State Grants		9,548,500	9,548,500	-
Services received free of charge		2,377,787	2,535,015	(157,228)
Total Income from State Government		11,926,287	12,083,515	(157,228)
SURPLUS/(DEFICIT) FOR THE PERIOD		(1,108,541)	27,750	(1,136,291)
TOTAL COMPREHENSIVE INCOME/(LOSS) FOR THE PERIOD		(1,108,541)	27,750	(1,136,291)

Major Actual (2023) and Estimates (2023) Variance Narratives

- Supplies and services expenditure is up by 65.58% primarily due to cost escalation increases related to travel, and increases related to contract, recruitment, ICT and increased legal costs related to the resolution of the allegations related to the Women's Artistic Gymnastics (WAG) Program.
- Accommodation expenditure is 11.36% less than estimated, this is primarily due to the reclassification of supplies and service expenditure such as electricity and water usage, security and cleaning expenses, to other expenditure which is different to the estimate classification. This

has been done to more accurately report the expenditure for the users of the WAIS financial reports.

- Other expenditure is down by 30.88% in comparison to the estimates primarily due to the reclassification of expenditure from supplies and service expenditure to other expenses and accommodation, to more appropriately capture the expenditure for users of the WAIS financial reports. Also contributing to the variance is a reduction in coaching fees due to the availability of external sporting program coaches.
- Interest revenue has increased by 5782.79% in comparison to the

Estimates, this is due to the interest rate having increased over the last 12 months, plus the cash management strategy to increase the time funds are held in a high interest account.

NOTES TO THE FINANCIAL STATEMENTS

	Note	Actual 2023 \$	Actual 2022 \$	Variance between actual results for 2023 and 2022 \$
Statement of Financial Position				
ASSETS				
Current Assets				
Cash and cash equivalents	1	10,223,338	11,330,109	(1,106,771)
Receivables		312,136	388,251	(76,115)
Other current assets		213,671	198,395	15,276
Inventories		89,746	75,961	13,785
Total Current Assets		10,838,891	11,992,716	(1,153,825)
Non-Current Assets				
Property, plant and equipment		731,498	815,073	(83,575)
Right of Use Asset		14,881	62,530	(47,649)
Total Non-Current Assets		746,379	877,603	(131,224)
Total Assets		11,585,270	12,870,319	(1,285,049)
LIABILITIES				
Current Liabilities				
Payables		1,334,572	1,419,962	(85,390)
Provisions		525,034	609,302	(84,268)
Lease Liabilities		-	47,996	(47,996)
Other current liabilities		268,858	168,425	100,433
Total Current Liabilities		2,128,464	2,245,685	(117,221)
Non-Current Liabilities				
Provisions		159,129	218,416	(59,287)
Total Non-Current Liabilities		159,129	218,416	(59,287)
Total Liabilities		2,287,593	2,464,101	(176,508)
NET ASSETS				
Equity				
Accumulated surplus		9,297,677	10,406,218	(1,108,541)
TOTAL EQUITY		9,297,677	10,406,218	(1,108,541)

Major Actual (2023) and Comparative (2022) Variance Narratives

1. Cash and cash equivalents is down 9.77% compared to 2022 due to a number of factors. One is the decrease in the additional funding in 2022 provided from the State Government to support continuing service delivery. The other is that Cash and cash equivalents contains within it a restricted cash balance of \$122,058 which is currently being held in the Institutes Cash management account while a new bank account is being setup to permanently hold the funds as per the agreement with the now ceased Wally Foreman Foundation (Inc) whom transferred the funds to the

Institute in mid-December 2023. Taking the restricted cash component of the cash and cash equivalents, also brings the variance % down further to 10.85%.

Major Actual (2023) and Estimates (2023) Variance Narratives

1. Cash and cash equivalents are down by 12.38%. The state government grant base level funding did not change between 2022 and 2023 but in 2022 WAIS received one off funding for a priority project which has accounted for the difference between 2022 and 2023.
2. Receivables are up by 108.15%. This is the result of funding from Sporting Partners not yet received by the 31 December 2023.
3. Property, plant and equipment is down by 31.64%. This is the result of fewer Property, Plant and Equipment purchases in 2023.

4. Payables are up by 33.88%. This is the result of the timing of the state grant income for 2024 being receipted in 2023 which provided for a significant GST payable amount (GST on \$9,548,500 = \$954,850 GST payable)
5. Provisions are down by 23.78%. This is primarily due to LSL entitlements for multiple employees being paid out on termination.
6. Other current liabilities is up 1059.79% on 2023 estimates, this is due to a reclassification at year end of accrued expenses to other receivables to more accurately reflect the nature of the costs. The Institute is also

holding a restricted cash balance on behalf of the now ceased Wally Foreman Foundation (Inc) in which it has agreed to administer on behalf of the Foundation.

NOTES TO THE FINANCIAL STATEMENTS

	Note	Actual 2023 \$	Estimate 2023 \$	Variance between actual results Estimates \$
Statement of Financial Position				
ASSETS				
Current Assets				
Cash and cash equivalents	1	10,223,338	11,667,677	(1,444,339)
Receivables	2	312,136	149,960	162,176
Other current assets		213,671	109,487	104,184
Inventories		89,746	93,754	(4,008)
Total Current Assets		10,838,891	12,020,877	(1,181,986)
Non-Current Assets				
Property, plant and equipment	3	731,498	1,070,005	(338,508)
Right of Use Asset		14,881	14,766	115
Total Non-Current Assets		746,379	1,084,771	(338,392)
Total Assets		11,585,270	13,105,649	(1,520,379)
LIABILITIES				
Current Liabilities				
Payables	4	1,334,572	996,876	337,696
Provisions	5	525,034	688,856	(163,822)
Other current liabilities	6	268,858	23,182	245,676
Total Current Liabilities		2,128,464	1,708,914	419,550
Non-Current Liabilities				
Provisions		159,129	172,083	(12,954)
Total Non-Current Liabilities		159,129	172,083	(12,954)
Total Liabilities		2,287,593	1,880,997	406,596
NET ASSETS				
Equity				
Accumulated surplus		9,297,677	11,224,652	(1,926,975)
TOTAL EQUITY		9,297,677	11,224,652	(1,926,975)

NOTES TO THE FINANCIAL STATEMENTS

	Note	Actual 2023 \$	Actual 2022 \$	Variance between actual results for 2023 and 2022 \$
Statement of Cash Flows				
CASH FLOWS FROM STATE GOVERNMENT				
State grants	1	9,548,500	17,562,402	(8,013,902)
Net cash provided by State Government		9,548,500	17,562,402	(8,013,902)
Utilised as follows:				
CASH FLOWS FROM OPERATING ACTIVITIES				
Payments				
Employee benefits	2	(7,323,143)	(6,021,432)	(1,301,711)
Supplies and services		(3,156,901)	(3,061,857)	(95,044)
Accommodation		(287,955)	(270,334)	(17,621)
GST payments on purchases		(282,148)	(441,823)	159,675
Other payments	3	(1,427,601)	(1,204,498)	(223,103)
GST payments to the ATO		(520,524)	(522,319)	1,795
		(12,998,272)	(11,522,263)	(1,476,009)
Receipts				
Interest received	4	224,813	44,125	180,688
GST receipts on sales	5	802,559	1,871,230	(1,068,671)
Other receipts		1,516,921	1,437,583	79,338
		2,544,293	3,352,938	(808,645)
Net cash used in operating activities		(10,453,979)	(8,169,325)	(2,284,654)
CASH FLOWS FROM INVESTING ACTIVITIES				
Payments				
Purchase of non-current physical assets	6	(153,088)	(381,018)	227,930
Receipts				
Proceeds from the sale of non-current physical assets		-	30,000	(30,000)
Net cash used in investing activities		(153,088)	(351,018)	197,930
CASH FLOWS FROM FINANCING ACTIVITIES				
Payments				
Principal elements of lease payments		(48,204)	(46,800)	(1,404)
Net cash used in financing activities		(48,204)	(46,800)	(1,404)
Net decrease in cash and cash equivalents		(1,106,771)	8,995,259	(10,102,030)
Cash and cash equivalents at the beginning of the financial year		11,330,109	2,334,850	8,995,259
CASH AND CASH EQUIVALENTS AT THE END OF THE FINANCIAL YEAR		10,223,338	11,330,109	(1,106,771)

Major Actual (2023) and Comparative (2022) Variance Narratives

- State grants are down by 45.63% in comparison to 2022. In 2022 the state grant funding for 2021 and 2022 were received in the same year effectively reflecting two years of State grant income.
- Employee benefits are up 21.62% in comparison to 2022. This is the result of a number of unbudgeted termination payments made to former senior officers, higher duties engagements for senior employees and salary increases driven by payrate rises and increased number of employees.
- Other payments increased by 18.52%. This is due to a significant increase

in legal and audit fees relating to the resolution of the Women's Artistic Gymnastics (WAG) Program at the Institute plus additional costs relating to recruitment and ICT Software expenses.

- Interest revenue has increased by 409.49% in comparison to 2022. This is due to interest rates having increased over the last 12 months, plus the cash management strategy to increase the time funds are held in a high interest account.
- GST Receipts on sales decreased 57.11% in comparison to 2022, primarily due to the reduced receipt of State Government grants in the period.

- Purchase of non-current physical assets reduced in 2023 by 59.82% in comparison to 2022. This is primarily due to the reduction in overall asset purchases in 2023.

NOTES TO THE FINANCIAL STATEMENTS

	Note	Actual 2023 \$	Estimate 2023 \$	Variance between actual results and Estimates \$
Statement of Cash Flows				
CASH FLOWS FROM STATE GOVERNMENT				
State grants		9,548,500	9,548,500	-
Net cash provided by State Government		9,548,500	9,548,500	-
Utilised as follows:				
CASH FLOWS FROM OPERATING ACTIVITIES				
Payments				
Employee benefits	1	(7,323,143)	(6,374,136)	(949,007)
Supplies and services	2	(3,156,901)	(1,857,616)	(1,299,285)
Accommodation	3	(287,955)	(539,268)	251,313
GST payments on purchases	4	(282,148)	-	(282,148)
Other payments	5	(1,427,601)	(1,872,326)	444,725
GST payments to the ATO	4	(520,524)	(656,139)	135,615
		(12,998,272)	(11,299,485)	(1,698,787)
Receipts				
Interest received	7	224,813	3,818	220,995
GST receipts on sales	4	802,559	498,422	304,137
Other receipts		1,516,921	1,442,760	74,161
		2,544,293	1,945,000	599,293
Net cash used in operating activities		(10,453,979)	(9,354,485)	(1,099,494)
CASH FLOWS FROM INVESTING ACTIVITIES				
Payments				
Purchase of non-current physical assets	6	(153,088)	(390,610)	237,521
Net cash used in investing activities		(153,088)	(390,610)	237,521
CASH FLOWS FROM FINANCING ACTIVITIES				
Payments				
Principal elements of lease payments		(48,204)	-	(48,204)
Net cash used in financing activities		(48,204)	-	(48,204)
Net decrease in cash and cash equivalents		(1,106,771)	(196,595)	(910,176)
Cash and cash equivalents at the beginning of the financial year		11,330,109	11,864,272	(534,163)
CASH AND CASH EQUIVALENTS AT THE END OF THE FINANCIAL YEAR		10,223,338	11,667,677	(1,444,339)

Major Actual (2023) and Estimates (2023) Variance Narratives

- Employee benefit are up by 14.89% in comparison to Estimates. This is the result of a number of unbudgeted key personnel changes which includes the departure of the CEO, Corporate Services Manager, Senior Leadership Team secondees and higher duties engagements for senior employees.
- Supplies and services are up by 69.94% with cost escalation increases in travel, as well as increased consultant costs as a result of Recruitment and legal costs associated with the resolution of the allegations from the Women's Artistic Gymnastics (WAG) Program at the Institute.
- Accommodation expenditure is down by 46.60%. This is primarily due to the

reclassification of expenditure from supplies and service to other expenses and accommodation. This has been done to more accurately report the expenditure for the users of the WAIS financial reports.

- During the development of estimates and the WAIS budget process, all income and expenditure is prepared net of GST resulting in Cash flow variances in comparison to the estimates. This as well as reduced income receipted in 2023 in comparison to 2022 has contributed to the change.
- Other payments are down 23.75% in comparison to estimates primarily due to a reduced cost of total accommodation expenditure, which also influenced the increase in the free of charge component of Venueswest costs.


- Purchase of non-current assets reduced by 60.81% in comparison to the Estimates. This is primarily due to attempted cost savings that was adopted due to budget overspend, which was partly as a result of the increase in service and supplier costs.
- Interest revenue has increased by 5788.24% compared to the estimates for 2023. This is due to interest rates having increased over the last 12 months, plus the cash management strategy to increase the time funds are held in a high interest account.

KEY PERFORMANCE INDICATORS

CERTIFICATION OF KEY PERFORMANCE INDICATORS

We hereby certify the key performance indicators are based on proper records, are relevant and appropriate for assisting users to assess the Institute's performance, and fairly represent the performance of the Institute for the financial year ending on the 31 December 2023.

Dated this 27 February 2024



Dr Neale Fong
Chair
Western Australian Institute of Sport



Mr Matt Fulton
Acting Chief Executive Officer
Western Australian Institute of Sport



By providing services that enable Western Australian athletes to achieve sporting success and by producing champions that inspire and motivate our communities, the WAIS purpose supports the government goal of: Better Places – a quality environment with liveable and affordable communities and vibrant regions. The table below defines the desired outcomes of the Institute's operations and the key indicators of achievement.

Agency Level Desired Outcomes	Key Effectiveness Indicators
Maximise Western Australian representation on significant Australian Teams.	Representation: Percentage of national team representatives from WA and supported by WAIS.
Maximise Western Australian Contribution to Australia's International Success.	Podiums: Percentage of Australian Podium performances from WA and supported by WAIS.
Western Australian community perceptions of the importance of Olympic, Paralympic and Commonwealth Games sport outcomes to national pride and identity is equal to or greater than the Australian community perception.	Percentage of Western Australians who believe Australian athlete performances at the Olympic, Paralympic and Commonwealth Games are important to our national identity.
	Percentage of Western Australians who believe Australian Athletes in Olympic, Paralympic and Commonwealth Games sports are a positive influence on the community.
Key Efficiency Indicators	
The average cost of service provision per WAIS Athlete.	
Corporate Service costs as a percentage of WAIS total operating costs.	

The following Performance Indicators demonstrate the extent to which the Western Australian Institute of Sport's outcome has been achieved.

1. Effectiveness Indicators

The WAIS purpose and vision is to enable Western Australian Athletes to achieve international sporting success and, in doing so, create community pride and inspire the next generation.

The National Institute Network maintains a national high-performance athlete categorisation framework. For an athlete to be awarded a WAIS scholarship, they must be formally categorised against this framework or meet the requirements of the WAIS international athlete category.

Australia aims to be an internationally competitive sporting nation. In 2022, the High Performance 2032+ Sport Strategy (HP2032+) was launched, superceding the the NHPSS 2024. Co-designed by the Australian High Performance Sport System, the HP2032+ strategy focuses on optimising outcomes and sustainable success for Summer and Winter Olympic and Paralympic and Commonwealth Games sports. WAIS is committed to supporting Australia's international competitiveness and has aligned its goals to support the targets (excluding the Winter Olympic and Winter Paralympic targets) set within the HP2032+ strategy.

Four Key Performance Indicators (KPIs) are used to measure the extent to which WAIS is meeting its purpose and vision. These include two competition performance KPIs and two that assess community pride and inspiration associated with Australian athletes competing at major international competitions.

Athlete Performance: Two competition performance indicators, one for national representation and one for podium performances, are set to achieve an aim of Western Australians contributing to Australia's international success in WAIS supported sports at benchmark events (World Championships, Commonwealth Games, Olympic and Paralympic Games). Since the 2016 Rio Olympics, the target has been set at 11% with an acceptable range of 10-12% based on 2016 Australian Populations statistics.

The national system for sports is designed to suit the specific circumstances of each sport, and WAIS can play one of several different roles within a sport's national system. This includes preparing developing athletes for relocation to higher level national centres (professional teams or national programs supported by another institute). The manner in which WAIS supports a sport is also dependent upon the quality and capability of that sport's pathway within Western Australia. For sports that are highly prioritised nationally with a strong WA development pathway, WAIS will operate a Sport Program, subject to funding. In sports where Sport Program investment could not be justified, Nationally Categorised athletes are provided support through the WAIS Individual Athlete Program. Therefore, the influence of WAIS operations in achieving the Effectiveness Indicators varies across sports. To accommodate for these variances and ensure that we can assess our operational effectiveness, WAIS only evaluates its contribution to national teams in sports which WAIS supports nationally categorised athletes and defines its current relationship with each athlete using the following categories:

- *Sport Program Scholarship holder:* athlete who is currently supported by a WAIS Sport Program.
- *Individual Athlete Scholarship holder:* athlete who is currently receiving support from WAIS but trains in an externally coached program.
- *Graduate:* a former scholarship holder who has graduated to a National Sporting Organisation endorsed program/team.

Those Western Australian born or registered athletes who contribute to Australia's international success but have not been supported by WAIS are not included in KPI score calculations. This means that the KPI score assessing the WAIS contribution to Australia's international success in any year will potentially underestimate the actual WA athlete achievements in supporting national team outcomes.

The primary factor required to achieve WAIS athlete performance effectiveness indicator goals is the availability of athletic talent. As this talent is the output of WA State sporting association athlete development pathways, WAIS sets KPI forecasts to assess WAIS achievement relative to potential. Therefore, analysis of each indicator includes assessment against both 11% target and internal forecast.

Community Pride and Inspiration: The third and fourth KPIs assess the level of Western Australian community pride and inspiration associated with Australian athletes competing at major international competitions. These KPIs are aligned to the HP2032+ strategy measures of success. The Australian pride and inspiration in sport KPIs are assessed by data collected through the Australian Sports Commission Community Perceptions survey. This survey is run by an independent research firm conducting monthly polling across all Australian state and territories. The national and WA results used are the average response to specific questions on pride and inspiration over a calendar year. The WAIS goal for these KPIs is that Western Australian pride and level of inspiration from Australia's international success equals or exceeds the national average.

Outcomes

Athlete Performance: During the reporting period, athlete performance was assessed against two benchmark events. These were the World Championships in Olympic Sports (WC) and World Championships in Paralympic Sports.

Overall, WAIS supported 98.3% of Western Australian WC and 100% of Para Sport WC, which are consistent with historical levels. The 10-12% target range was achieved for all metrics except Para Sport WC podiums. Representation results in Paralympic athletes has significantly increased whilst Olympic sport results are at a consistent level in the year preceding an Olympic Games.

2023 Olympic Sport World Championships

Of 60 WA athletes competing at WC events, WAIS athletes formed 59 (10.8%) of the 545 Australian representatives in WAIS supported sports, and 18 (10.5%) of the 171 podium results. This significantly exceeded the WAIS forecast of 54 national representations, was below the WAIS forecast of 21 podiums, with both metrics meeting the 10-12% target range.

Tactical selection decisions by National Sporting Organisations combined with timing constraints of scholarship selection windows in several programs were the primary contributors to the increased representation. WAIS fell short of podium targets, with the underperformance attributed to WACG athletes sidelined by illness or injury, and several national teams, typically strong contenders for medals, finishing fourth due to heightened competition from an expanding pool of international challengers.

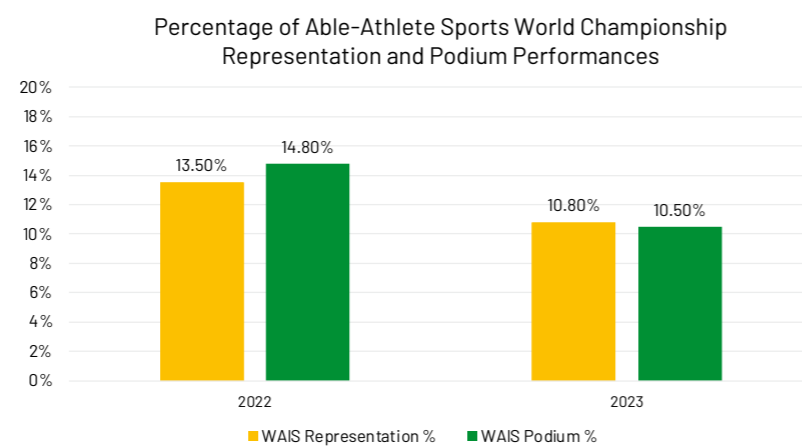
Graduates represented the majority (57.6%) of WAIS athletes competing at WC events, reflecting the changing role National Sports Institutes are playing in the sport high-performance pathway and success with which WAIS has prepared athletes to succeed in national sport operated programs. Within the Scholarship cohort which represented 42.4% of WAIS athletes competing at WC events, Sport Program athletes accounted for 22.0% with Individual Athlete Program athletes providing 20.3% of the result, reflecting an effective distribution of resources to impact outcomes across program types.

2023 Paralympic Sport World Championships

Of 24 WA athletes competing at Para Sport WC events, WAIS athletes formed 24 (15.8%) of the 152 Australia representatives in WAIS supported sports, and three (3.4%) of the 87 podium results. This exceeded the WAIS forecast of 22 national representations and was within the 10-12% target range. Whilst the WAIS forecast of 3 podiums was achieved, the results remain significantly under the target range.

WAIS athletes forecasted to compete in the traditional large medal opportunity sports did not perform to expectations primarily contributed to injuries or reclassification.

Sport Programs contributed 37.5%, Individual Athlete Program athletes 37.5%, and Graduates 25.0% of the WAIS representation. The distribution indicates that current investment is effectively distributed across WAIS groupings



to impact Para-athlete representation in a range of supported sports.

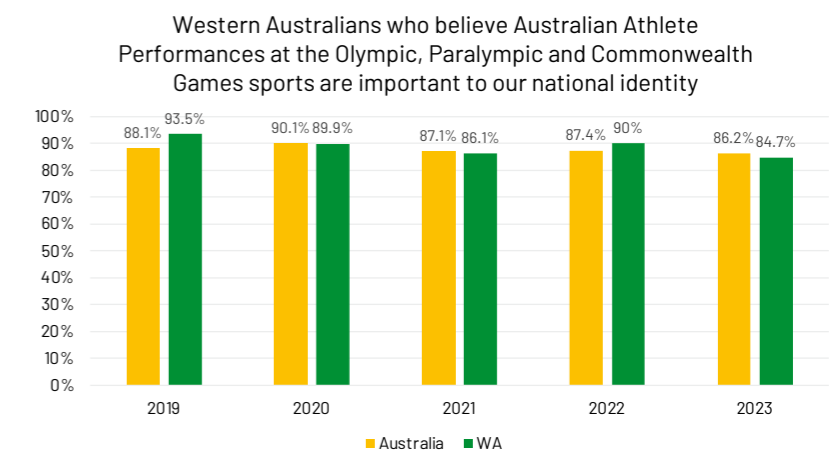
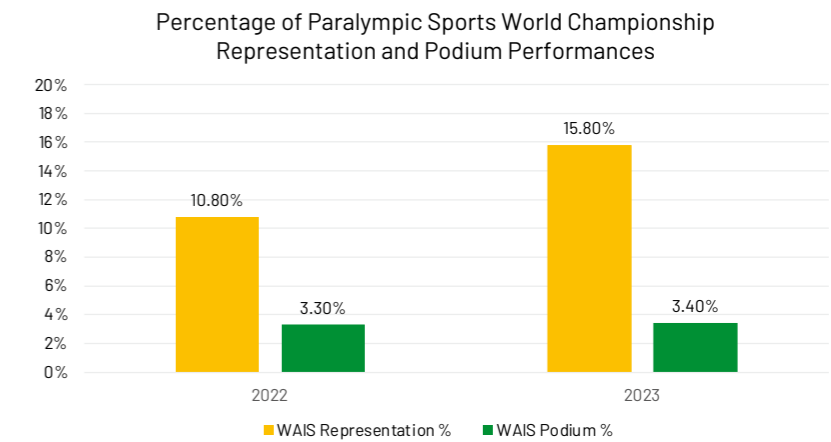
WAIS overall 2023 results and comparative data for the previous 2022 results are presented in the graph below.

Community Pride and Inspiration:

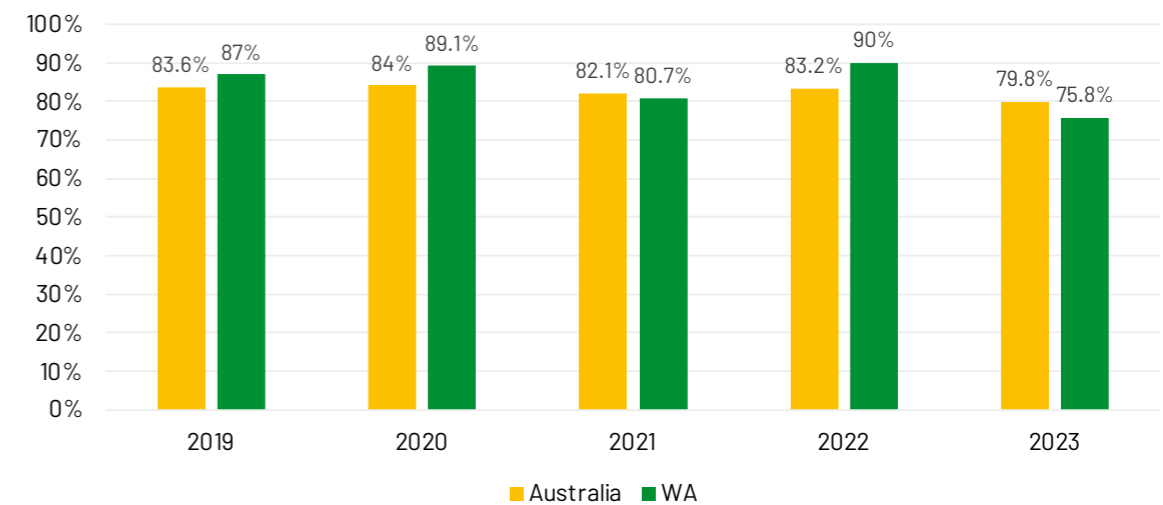
The results of the community perception survey indicate that the level of WA positive sentiment towards the value of Olympic, Paralympic and Commonwealth Games athletes in contributing to community pride and inspiring the community are lower than the Australian average. The current and prior year results for the relevant questions from the ASC community perceptions survey are shown in the two graphs below.

The High Performance 2032+ Sport Strategy

objective for both of these metrics is for the level of positive sentiment to be greater than 80%. The results show a decline in community perceptions from 2022 which can be attributed to reduced media coverage and prominence of World Championships in comparison with the Commonwealth Games, changeover in WAIS Corporate Communications staff and increased media coverage of sport integrity matters.



Western Australians who believe Australian Athletes in Olympic, Paralympic and Commonwealth Games sports are a positive influence in the Community



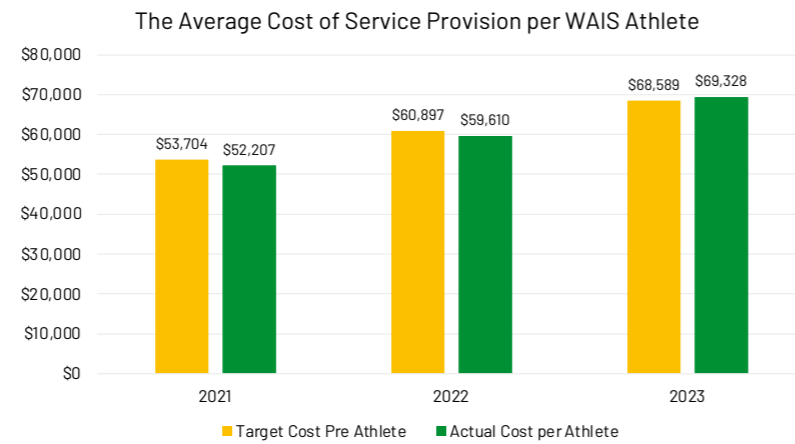
2. Efficiency Indicators

WAIS Efficiency KPIs are measured by the average expenditure per athlete and the cost of corporate services as a percentage of total expenditure. Together these measures can demonstrate the extent to which WAIS is responding to its responsibility to provide cost efficient management of support systems to meet the high performance requirements of our talented athletes.

Cost per Athlete

The number of athletes at the Western Australian Institute of Sport comprises of athletes in sport programs and those supported through the Individual Athlete Program. Athletes are awarded a scholarship in one of six categories based upon their current and forecast competition performance. The average cost per supported athlete for the 12 months ending 31 December 2023 was

\$69,328. The 2023 figure is slightly higher than the target average cost of \$68,589. The 2023 figure is up on the previous year by \$9,718 which is the result of cost escalation increases. Scholarship numbers were lower than forecast across some programs leading to a higher cost per athlete than previous years due to most costs to run a sport program being fixed and the significant cost escalation increases that have been experienced in the 2023 year.

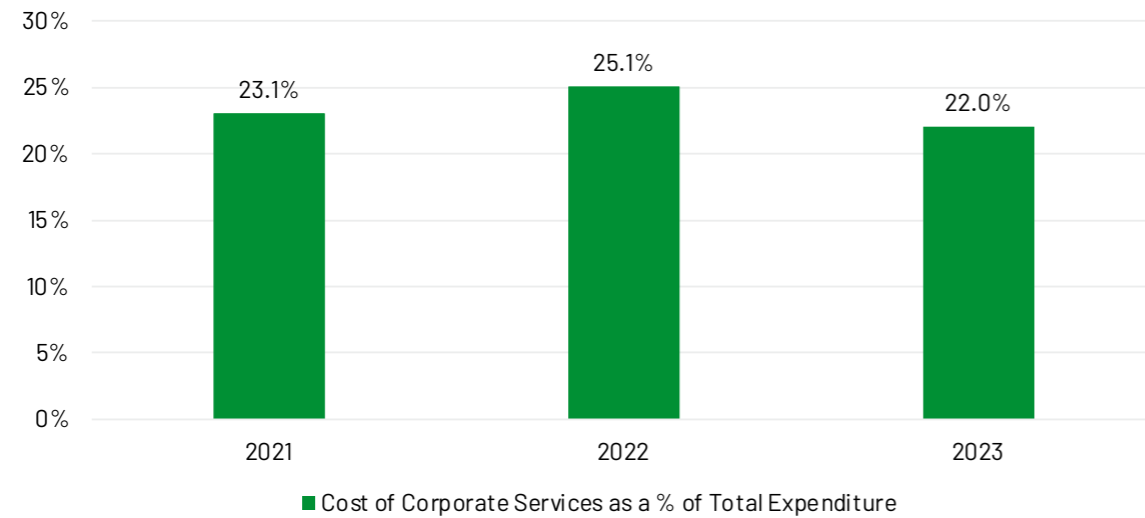


Corporate Service Cost

The cost of delivering Corporate Services as a percentage of total expenditure at 22% is slightly lower than the target set by WAIS of 22.6%. The target is based on the average cost of Corporate Services at comparable Australian state institutes of sport.

Several factors have contributed to the WAIS cost of Corporate Services being slightly lower than the target set by the Board. Corporate Services expenditure was lower than the Board planned due to the Corporate Services Team not operating at full capacity due to staffing vacancies.

Corporate Service costs as a % of WAIS Total Operating Costs





Western Australian Institute of Sport
Mt Claremont, Western Australia 6010
PO Box 139, Claremont, Western Australia 6910
P: 08 9387 8166 | F: 08 9383 7344 | E: wais@wais.org.au

wais.org.au

insidewais |

